

# Matthews Asia Funds | Prospectus

April 29, 2024 | matthewsasias.com



Matthews Emerging Markets Equity Active ETF (MEM)  
Matthews Emerging Markets ex China Active ETF (MEMX)  
Matthews Emerging Markets Sustainable Future Active ETF (EMSF)  
Matthews Emerging Markets Discovery Active ETF (MEMS)\*  
Matthews Asia Innovators Active ETF (MINV)  
Matthews Pacific Tiger Active ETF (ASIA)  
Matthews China Active ETF (MCH)  
Matthews China Discovery Active ETF (MCHS)\*  
Matthews India Active ETF (INDE)  
Matthews Japan Active ETF (JPAN)  
Matthews Korea Active ETF (MKOR)  
Matthews Asia Dividend Active ETF (ADVE)

*Listed on the NYSE Arca*

*\*Listed on NASDAQ*

The U.S. Securities and Exchange Commission (the "SEC") has not approved or disapproved the funds offered in this prospectus (each, a "Fund" and together, the "Funds"). Also, the SEC has not passed upon the adequacy or accuracy of this prospectus. Anyone who informs you otherwise is committing a crime.



Matthews Asia

**MATTHEWS INTERNATIONAL FUNDS**  
**dba MATTHEWS ASIA FUNDS**

**Supplement dated August 29, 2024**  
**to the Prospectus for the Matthews Asia Dividend Active ETF (the “Fund”)**  
**dated April 29, 2024, as supplemented**

**For all existing and prospective shareholders of the Matthews Asia Dividend Active ETF (ADVE):**

Effective August 30, 2024, Robert J. Horrocks, PhD, will cease to be a portfolio manager of the Fund. Therefore, as of the same date, all references to Robert J. Horrocks, PhD, in the Prospectus are removed in their entirety.

Kenneth Lowe, CFA, will continue to act as Lead Manager of the Fund and Siddharth Bhargava, Elli Lee, and Winnie Chwang will continue to act as Co-Managers of the Fund. In addition, effective August 30, 2024, Donghoon Han will act as Co-Manager of the Fund.

Therefore, effective August 30, 2024, the disclosure under the heading “*Matthews Asia Dividend Active ETF – Portfolio Managers*” in the Prospectus is deleted in its entirety and replaced with the following:

*Portfolio Managers*

**Lead Manager:** Kenneth Lowe, CFA, has been a Portfolio Manager of the Matthews Asia Dividend Active ETF since its inception in 2023.

**Co-Manager:** Siddharth Bhargava has been a Portfolio Manager of the Matthews Asia Dividend Active ETF since its inception in 2023.

**Co-Manager:** Elli Lee has been a Portfolio Manager of the Matthews Asia Dividend Active ETF since its inception in 2023.

**Co-Manager:** Winnie Chwang has been a Portfolio Manager of the Matthews Asia Dividend Active ETF since its inception in 2023.

**Co-Manager:** Donghoon Han has been a Portfolio Manager of the Matthews Asia Dividend Active ETF since 2024.

The Portfolio Managers are primarily responsible for the Fund’s day-to-day investment management decisions. The Lead Manager is supported by and consults with the Co-Managers.

Effective August 30, 2024, the disclosure relating to Donghoon Han in the table under “*Management of the Funds – Portfolio Managers*” in the Prospectus is removed in its entirety and replaced with the following:

**DONGHOON HAN**

Donghoon Han is a Portfolio Manager at Matthews and manages the firm’s Japan Strategy and co-manages the firm’s Asia Dividend Strategy. Prior to joining the firm in 2020, Donghoon was Vice President and portfolio manager at Goldman Sachs Asset Management in Tokyo, responsible for investments in technology, automotive and transportation sectors in Japan. From 2014 to 2016, he worked as a Senior Associate at Citadel Global Equities covering technology and industrial sectors in Japan. From 2010 to 2014, he also worked as a Senior Associate at Dodge & Cox covering global technology sector with a focus on semiconductors and electronic components. Donghoon is fluent in Japanese and Korean. He received his B.A. in International Liberal Arts from Waseda University in Tokyo. Donghoon is a Chartered Member of the Securities Analysts Association of Japan. Donghoon has been a Portfolio Manager of the Matthews Japan Fund since 2023, of the Matthews Japan Active ETF since its inception in 2023, and of the Matthews Asia Dividend Fund and Matthews Asia Dividend Active ETF since 2024.

**Lead Manager**

Matthews Japan Fund  
Matthews Japan Active ETF

**Co-Manager**

Matthews Asia Dividend Fund  
Matthews Asia Dividend Active ETF

**Please retain this Supplement for future reference.**

# Matthews Asia Funds

matthewsasia.com

## Contents

---

### FUND SUMMARIES

#### GLOBAL EMERGING MARKETS STRATEGIES

|   |    |
|---|----|
| Matthews Emerging Markets Equity Active ETF             | 1  |
| Matthews Emerging Markets ex China Active ETF           | 7  |
| Matthews Emerging Markets Sustainable Future Active ETF | 12 |
| Matthews Emerging Markets Discovery Active ETF          | 18 |

#### ASIA GROWTH STRATEGIES

|                                     |    |
|-------------------------------------|----|
| Matthews Asia Innovators Active ETF | 24 |
| Matthews Pacific Tiger Active ETF   | 30 |
| Matthews China Active ETF           | 35 |
| Matthews China Discovery Active ETF | 40 |
| Matthews India Active ETF           | 45 |
| Matthews Japan Active ETF           | 50 |
| Matthews Korea Active ETF           | 54 |

#### ASIA GROWTH AND INCOME STRATEGY

|                                   |    |
|-----------------------------------|----|
| Matthews Asia Dividend Active ETF | 59 |
|-----------------------------------|----|

|   |    |
|---|----|
| Important Information Regarding the Funds | 64 |
|---|----|

|                      |    |
|----------------------|----|
| Financial Highlights | 65 |
|----------------------|----|

#### Additional Fund Information

|                                    |    |
|------------------------------------|----|
| Investment Objectives of the Funds | 75 |
| Fundamental Investment Policies    | 75 |
| Matthews' Investment Approach      | 75 |
| Risks of Investing in the Funds    | 78 |
| Management of the Funds            | 94 |

#### Investing in the Funds

|                                      |     |
|--------------------------------------|-----|
| Share Trading Prices on the Exchange | 101 |
| Market Timing Activities             | 101 |
| Determination of NAV                 | 101 |
| Other Shareholder Information        | 102 |

|                              |     |
|------------------------------|-----|
| Premium/Discount Information | 103 |
|------------------------------|-----|

|                    |     |
|--------------------|-----|
| Additional Notices | 103 |
|--------------------|-----|

|                   |     |
|-------------------|-----|
| Index Definitions | 104 |
|-------------------|-----|

**Please read this document carefully before you make any investment decision. If you have any questions, do not hesitate to contact a Matthews Asia Funds representative at 833.228.5605 or visit [matthewsasia.com](http://matthewsasia.com).**

**Please keep this prospectus with your other account documents for future reference.**





# Matthews Emerging Markets Equity Active ETF

## FUND SUMMARY

### *Investment Objective*

Long-term capital appreciation.

### *Fees and Expenses of the Fund*

This table describes the fees and expenses that you may pay if you buy, hold and sell shares of this Fund. You may pay other fees, such as brokerage commissions and other fees to financial intermediaries, which are not reflected in the table and example below.

#### ANNUAL OPERATING EXPENSES

*(expenses that you pay each year as a percentage of the value of your investment)*

|   |              |
|---|--------------|
| Management Fees                             | 0.79%        |
| Other Expenses                              | 0.00%        |
| <b>Total Annual Fund Operating Expenses</b> | <b>0.79%</b> |

#### EXAMPLE OF FUND EXPENSES

This example is intended to help you compare the cost of investing in the Fund with the cost of investing in other funds. The example assumes that you invest \$10,000 in the Fund for the time periods indicated and then sell all of your shares at the end of those periods. The example also assumes that your investment has a 5% return each year and that the Fund's operating expenses remain the same. Although your actual costs may be higher or lower, based on these assumptions your costs would be:

One year: \$81      Three years: \$252      Five years: \$439      Ten years: \$978

#### PORTFOLIO TURNOVER

The Fund pays transaction costs, such as commissions, when it buys and sells securities (or "turns over" its portfolio). A higher portfolio turnover may indicate higher transaction costs and may result in higher taxes when Fund shares are held in a taxable account. These costs, which are not reflected in annual fund operating expenses or in the example of fund expenses, affect the Fund's performance. During the most recent fiscal year, the Fund's portfolio turnover rate was 55% of the average value of its portfolio.

### *Principal Investment Strategy*

Under normal circumstances, the Matthews Emerging Markets Equity Active ETF seeks to achieve its investment objective by investing at least 80% of its net assets, which include borrowings for investment purposes, in the common and preferred stocks of companies located in emerging market countries. Emerging market countries generally include every country in the world except the United States, Australia, Canada, Hong Kong, Israel, Japan, New Zealand, Singapore and most of the countries in Western Europe. Certain emerging market countries may also be classified as "frontier" market countries, which are a subset of emerging market countries with newer or even less developed economies and markets, such as Sri Lanka and Vietnam. The list of emerging market countries and frontier market countries may change from time to time. The Fund may also invest in companies located in developed countries; however, the Fund may not invest in any company located in a developed country if, at the time of purchase, more than 20% of the Fund's assets are invested in developed market companies. The Fund may concentrate its investments (meaning more than 25% of its assets) from time to time in a single country, including China.

A company or other issuer is considered to be "located" in a country or a region, and a security or instrument is deemed to be an emerging market (or specific country) security or instrument, if it has substantial ties to that country or region. Matthews currently makes that determination based primarily on one or more of the following criteria: (A) with respect to a company or issuer, whether (i) it is organized under the laws of that country or any country in that region; (ii) it derives at least 50% of its revenues or profits from goods produced or sold, investments made, or services performed, or has at

least 50% of its assets located, within that country or region; (iii) it has the primary trading markets for its securities in that country or region; (iv) it has its principal place of business in or is otherwise headquartered in that country or region; or (v) it is a governmental entity or an agency, instrumentality or a political subdivision of that country or any country in that region; and (B) with respect to an instrument or issue, whether (i) its issuer is headquartered or organized in that country or region; (ii) it is issued to finance a project that has at least 50% of its assets or operations in that country or region; (iii) it is at least 50% secured or backed by assets located in that country or region; (iv) it is a component of or its issuer is included in the MSCI Emerging Markets Index, the Fund's primary benchmark index; or (v) it is denominated in the currency of an emerging market country and addresses at least one of the other above criteria. The term "located" and the associated criteria listed above have been defined in such a way that Matthews has latitude in determining whether an issuer should be included within a region or country. The Fund may also invest in depositary receipts that are treated as emerging markets investments, including American, European and Global Depositary Receipts.

The Fund seeks to invest in companies capable of sustainable growth based on the fundamental characteristics of those companies, including balance sheet information; number of employees; size and stability of cash flow; management's depth, adaptability and integrity; product lines; marketing strategies; corporate governance; and financial health. Matthews expects that the companies in which the Fund invests typically will be of medium or large size, but the Fund may invest in companies of any size. Matthews measures a company's size with respect to fundamental criteria such as, but not limited to, market capitalization, book value, revenues, profits, cash flow, dividends paid and number of employees. The implementation of the principal investment strategies of the Fund may result in a significant portion of the Fund's assets being invested from time to time in one or more sectors, but the Fund may invest in companies in any sector.

### *Principal Risks of Investment*

There is no guarantee that your investment in the Fund will increase in value. The value of your investment in the Fund could go down, meaning you could lose money. The principal risks of investing in the Fund are:

**Foreign Investing Risk:** Investments in foreign securities may involve greater risks than investing in U.S. securities. As compared to U.S. companies, foreign issuers generally disclose less financial and other information publicly and are subject to less stringent and less uniform accounting, auditing and financial reporting standards. Foreign countries typically impose less thorough regulations on brokers, dealers, stock exchanges, corporate insiders and listed companies than does the U.S., and foreign securities markets may be less liquid and more volatile than U.S. markets. Investments in foreign securities generally involve higher costs than investments in U.S. securities, including higher transaction and custody costs as well as additional taxes imposed by foreign governments. In addition, security trading practices abroad may offer less protection to investors such as the Fund. Political or social instability, civil unrest, acts of terrorism, regional economic volatility, and the imposition of sanctions, confiscations, trade restrictions (including tariffs) and other government restrictions by the U.S. and/or other governments are other

potential risks that could impact an investment in a foreign security. Settlement of transactions in some foreign markets may be delayed or may be less frequent than in the U.S., which could affect the liquidity of the Fund's portfolio.

**Geopolitical Events Risk:** The interconnectivity between global economies and financial markets increases the likelihood that events or conditions in one region or financial market may adversely impact issuers in a different country, region or financial market. Securities in the Fund's portfolio may underperform due to inflation (or expectations for inflation), interest rates, global demand for particular products or resources, natural disasters, climate change and climate-related events, pandemics, epidemics, terrorism, international conflicts, regulatory events and governmental or quasi-governmental actions. The occurrence of global events similar to those in recent years may result in market volatility and may have long term effects on the global financial markets.

**Currency Risk:** When the Fund conducts securities transactions in a foreign currency, there is the risk of the value of the foreign currency increasing or decreasing against the value of the U.S. dollar. The value of an investment denominated in a foreign currency will decline in U.S. dollar terms if that currency weakens against the U.S. dollar. While the Fund is permitted to hedge currency risks, Matthews does not anticipate doing so at this time. Additionally, emerging market countries may utilize formal or informal currency exchange controls or "capital controls." Capital controls may impose restrictions on the Fund's ability to repatriate investments or income. Such controls may also affect the value of the Fund's holdings.

**Risks Associated with Emerging and Frontier Markets:** Emerging and frontier markets are often less stable politically and economically than developed markets such as the U.S., and investing in these markets involves different and greater risks due to, among other factors, different accounting standards; variable quality and reliability of financial information and related audits of companies; higher brokerage costs and thinner trading markets as compared to those in developed countries; the possibility of currency transfer restrictions; and the risk of expropriation, nationalization or other adverse political, economic or social developments. There may be less publicly available information about companies in many emerging market countries, and the stock exchanges and brokerage industries in many emerging market countries typically do not have the level of government oversight as do those in the U.S. Securities markets of many emerging market countries are also substantially smaller, less liquid and more volatile than securities markets in the U.S. Additionally, investors may have substantial difficulties bringing legal actions to enforce or protect investors' rights, which can increase the risks of loss. Frontier markets, a subset of emerging markets, generally have smaller economies and even less mature capital markets than emerging markets. As a result, the risks of investing in emerging market countries are magnified in frontier market countries. Frontier markets are more susceptible to having abrupt changes in currency values, less mature markets and settlement practices, and lower trading volumes, which could lead to greater price volatility and illiquidity.

**Political, Social and Economic Risks of Investing in Asia:** The value of the Fund's assets may be adversely affected by political, economic, social and religious instability; inadequate

investor protection; changes in laws or regulations of countries within the Asian region (including countries in which the Fund invests, as well as the broader region); international relations with other nations; natural disasters; corruption and military activity. The economies of many Asian countries differ from the economies of more developed countries in many respects, such as rate of growth, inflation, capital reinvestment, resource self-sufficiency, financial system stability, the national balance of payments position and sensitivity to changes in global trade.

**Growth Stock Risk:** Growth stocks may be more volatile than other stocks because they are more sensitive to investor perceptions of the issuing company's growth potential. Growth stocks may go in and out of favor over time and may perform differently than the market as a whole.

**Equity Securities Risk:** Equity securities may include common stock, preferred stock or other securities representing an ownership interest or the right to acquire an ownership interest in an issuer. Equity risk is the risk that stocks and other equity securities generally fluctuate in value more than bonds and may decline in value over short or extended periods. The value of stocks and other equity securities may be affected by changes in an issuer's financial condition, factors that affect a particular industry or industries, or as a result of changes in overall market, economic and political conditions that are not specifically related to a company or industry.

**Preferred Stock Risk:** Preferred stock normally pays dividends at a specified rate and has precedence over common stock in the event the issuer is liquidated or declares bankruptcy. However, in the event a company is liquidated or declares bankruptcy, the claims of owners of bonds take precedence over the claims of those who own preferred and common stock. If interest rates rise, the dividend on preferred stocks may be less attractive, causing the price of such stocks to decline.

**Depository Receipts Risk:** Although depository receipts have risks similar to the securities that they represent, they may also involve higher expenses and may trade at a discount (or premium) to the underlying security. In addition, depository receipts may not pass through voting and other shareholder rights, and may be less liquid than the underlying securities listed on an exchange.

**Volatility Risk:** The smaller size and lower levels of liquidity in emerging markets, as well as other factors, may result in changes in the prices of emerging market securities that are more volatile than those of companies in more developed regions. This volatility can cause the price of the Fund's shares to go up or down dramatically. Because of this volatility, this Fund is better suited for long-term investors (typically five years or longer).

**ETF Risks:** The Fund is an ETF, and, as a result of an ETF's structure, it is exposed to the following risks:

- **Authorized Participants, Market Makers, and Liquidity Providers Limitation Risk:** Only an Authorized Participant ("AP") may engage in creation or redemption transactions directly with the Fund. The Fund has a limited number of financial institutions that may act as APs, and none of these APs are or will be obligated to engage in creation or redemption transactions. In addition, there may be a limited number of market makers and/or liquidity providers in

the marketplace with respect to the Fund's shares. To the extent either of the following events occur, shares of the Fund may trade at a material discount to NAV and possibly face trading halts and/or delisting (that is, investors would no longer be able to trade the Fund's shares in the secondary market): (i) APs exit the business or otherwise become unable to process creation and/or redemption orders (including in situations where APs have limited or diminished access to capital required to post collateral), and no other APs step forward to perform these services, or (ii) market makers and/or liquidity providers exit the business or significantly reduce their business activities and no other entities step forward to perform their functions.

- **Cash Redemption Risk:** Unlike many ETFs, the Fund's investment strategy may require it to redeem shares of the Fund for cash or to otherwise include cash as part of its redemption proceeds. The Fund may be required to sell or unwind portfolio investments to obtain the cash needed to distribute redemption proceeds. This may cause the Fund to recognize a capital gain that it might not have recognized if it had made a redemption in-kind. As a result, the Fund may pay out higher annual capital gain distributions than if the in-kind redemption process was used. Cash redemptions may also entail higher transaction costs than in-kind redemptions, which costs may be passed on to redeemers of creation units of Fund shares in the form of redemption transaction fees. The cost of cash redemptions could also reduce the Fund's NAV to the extent that those costs are not fully offset by the redemption transaction fee charged to the redeeming Authorized Participant.
- **Costs of Buying or Selling Shares:** Due to the costs of buying or selling, including brokerage commissions imposed by brokers and bid/ask spreads, frequent trading of shares of the Fund may significantly reduce investment results and an investment in Fund shares may not be advisable for investors who anticipate regularly making small investments. The bid/ask spread of the Fund's shares varies over time based on the Fund's trading volume and market liquidity and may increase if the Fund's trading volume, the spread of the Fund's underlying securities, or market liquidity decrease. In times of severe market disruption, including when trading of the Fund's holdings may be halted, the bid/ask spread may increase significantly. This means that Fund shares may trade at a discount to the Fund's NAV, and the discount is likely to be greatest during significant market volatility. During such periods, you may be unable to sell your shares or may incur significant losses if you sell your shares. There are various methods by which investors can purchase and sell shares of the Fund and various orders that may be placed. Investors should consult their financial intermediary before purchasing or selling shares of the Fund.
- **Large Shareholder Risk:** Shares of the Fund may be owned from time to time by one or more large shareholders, including Authorized Participants, market makers, third party investors, Matthews or affiliates of Matthews or the Fund. Redemptions by large shareholders could have a significant negative impact on the Fund. If a large shareholder were to redeem all, or a large portion, of its shares, the Fund may be forced to sell securities when it otherwise would not have done so, accelerating the realization of capital gains, and increasing transaction costs. In addition, transactions by large shareholders may account for a large percentage of the trading volume on a national securities

exchange causing reduced liquidity or have a material effect on the market price of the shares of the Fund.

- **Shares May Trade at Prices Other Than NAV:** As with all ETFs, shares of the Fund may be bought and sold in the secondary market at market prices. Although the creation/redemption feature is designed to help the market price of Fund shares approximate the Fund's NAV, market prices are not expected to correlate exactly to the Fund's NAV and there may be times when the market price of Fund shares is more than the intra-day value of the Fund's holdings (premium) or less than the intra-day value of the Fund's holdings (discount) due to supply and demand of the Fund's shares, during periods of market volatility or for other reasons. This risk is heightened in times of market volatility and volatility in the Fund's portfolio holdings, periods of steep market declines, and periods when there is limited trading activity for Fund shares in the secondary market, in which case such premiums or discounts may be significant. If an investor purchases shares of the Fund at a time when the market price is at a premium to the NAV of the shares or sells at a time when the market price is at a discount to the NAV of the shares, then the investor may sustain losses that are in addition to any losses caused by a decrease in NAV. Given the nature of the relevant markets for certain of the securities for the Fund, shares may trade at a larger premium or discount to NAV than shares of other kinds of ETFs. In addition, the securities held by the Fund may be traded in markets that close at a different time than the exchange on which the shares are listed. Liquidity in those securities may be reduced after the applicable closing times. Accordingly, during the time when the exchange is open but after the applicable market closing, fixing or settlement times, bid/ask spreads and the resulting premium or discount to the NAV of Fund shares may widen.
- **Trading:** Although shares of the Fund are listed for trading on a national securities exchange, and may be traded on other U.S. exchanges, there can be no assurance that the shares will trade with any volume, or at all, on any stock exchange. In stressed market conditions, the liquidity of shares may begin to mirror the liquidity of the Fund's underlying portfolio holdings, which can be significantly less liquid than shares of the Fund. Trading in Fund shares on the exchange may be halted due to market conditions or for reasons that, in the view of the exchange, make trading in shares inadvisable. In addition, trading in Fund shares on the exchange is subject to trading halts caused by extraordinary market volatility pursuant to the exchange "circuit breaker" rules. If a trading halt or unanticipated early closing of the exchange occurs, a shareholder may be unable to purchase or sell shares of a Fund. There can be no assurance that the requirements of the Exchange necessary to maintain the listing of the Fund will continue to be met or will remain unchanged.

**Country Concentration Risk:** The Fund may invest a significant portion of its total net assets in the securities of issuers located in a single country. An investment in the Fund therefore may entail greater risk than an investment in a fund that does not concentrate its investments in a single or small number of countries because these securities may be more sensitive to adverse social, political, economic or regulatory developments affecting that country or countries. As a result, events affecting a single or small number of countries may have a significant and potentially adverse impact on the Fund's investments, and the Fund's performance may be more

volatile than that of funds that invest globally. The Fund may concentrate its investments in China.

**Risks Associated with China:** The Chinese government exercises significant control over China's economy through its industrial policies, monetary policy, management of currency exchange rates, and management of the payment of foreign currency-denominated obligations. Changes in these policies could adversely impact affected industries or companies in China. China's economy, particularly its export-oriented industries, may be adversely impacted by trade or political disputes with China's major trading partners, including the U.S. In addition, as its consumer class continues to grow, China's domestically oriented industries may be especially sensitive to changes in government policy and investment cycles.

**Risks Associated with Latin America:** The economies of Latin American countries have in the past experienced considerable difficulties, including high inflation rates, high interest rates, high unemployment, government overspending and political instability. Similar conditions in the present or future could impact the Fund's performance. Many Latin American countries are highly reliant on the exportation of commodities and their economies may be significantly impacted by fluctuations in commodity prices and the global demand for certain commodities. Investments in Latin American countries may be subject to currency risks, such as restrictions on the flow of money in and out of a country, extreme volatility relative to the U.S. dollar, and devaluation, all of which could decrease the value of the Fund's investments. Other Latin American investment risks may include inadequate investor protection, less developed regulatory, accounting, auditing and financial standards, unfavorable changes in laws or regulations, natural disasters, corruption and military activity. The governments of many Latin American countries may also exercise substantial influence over many aspects of the private sector, and any such exercise could have a significant effect on companies in which the Fund invests. Securities of companies in Latin American countries may be subject to significant price volatility, which could impact Fund performance.

**Active Management Risk:** The Fund is actively managed by Matthews. There is the risk that Matthews may select securities that underperform the relevant stock market(s), the Fund's benchmark index or other funds with similar investment objectives and investment strategies.

**Sector Concentration Risk:** To the extent that the Fund emphasizes, from time to time, investments in a particular sector, the Fund will be subject to a greater degree to the risks particular to that sector, including the sectors described below. Market conditions, interest rates, and economic, regulatory, or financial developments could significantly affect a single sector. By focusing its investments in a particular sector, the Fund may face more risks than if it were diversified broadly over numerous sectors.

- *Financial Sector Risk:* As of December 31, 2023, 24% of the Fund's assets were invested in the financial sector. Financial companies are subject to extensive government regulation and can be significantly affected by the availability and cost of capital funds, changes in interest rates, the rate of corporate and consumer debt defaults, price competition and other sector-specific factors.
- *Information Technology Sector Risk:* As of December 31, 2023, 22% of the Fund's assets were invested in the

information technology sector. Information technology companies may be significantly affected by aggressive pricing as a result of intense competition and by rapid product obsolescence due to rapid development of technological innovations and frequent new product introduction. Other factors, such as short product cycle, possible loss or impairment of intellectual property rights, and changes in government regulations, may also adversely impact information technology companies.

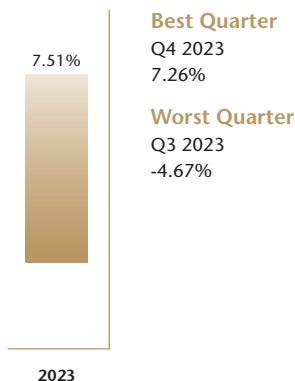
**Cybersecurity Risk:** With the increased use of technologies such as the internet to conduct business, the Fund is susceptible to operational, information security, and related risks. Cyber incidents affecting the Fund or its service providers may cause disruptions and impact business operations, potentially resulting in financial losses, interference with the Fund's ability to calculate its NAV, impediments to trading, the inability of shareholders to transact business, violations of applicable privacy and other laws, regulatory fines, penalties, reputational damage, reimbursement or other compensation costs, or additional compliance costs.



## Past Performance

The bar chart below shows the Fund's performance over certain periods of time and how it has varied from year to year, reflective of the Fund's volatility and some indication of risk. Also shown are the best and worst quarters for this time period. The table below shows the Fund's performance over certain periods of time, along with performance of its benchmark index. The information presented below is past performance, before and after taxes, and is not a prediction of future results. Both the bar chart and performance table assume reinvestment of all dividends and distributions. For the Fund's most recent month-end performance, please visit [matthewsasia.com](http://matthewsasia.com) or call 833.228.5605.

### ANNUAL RETURN FOR YEARS ENDED 12/31



### AVERAGE ANNUAL TOTAL RETURNS FOR PERIODS ENDED DECEMBER 31, 2023

|   | 1 year | Since Inception<br>(7/13/22) |
|---|--------|------------------------------|
| <b>Matthews Emerging Markets Equity Active ETF</b>  |        |                              |
| Return before taxes   | 7.51%  | 9.05%                        |
| Return after taxes on distributions <sup>1</sup>  | 7.51%  | 8.95%                        |
| Return after taxes on distributions and sale of Fund shares <sup>1</sup>                  | 4.45%  | 6.92%                        |
| <b>MSCI Emerging Markets Index</b><br>(reflects no deduction for fees, expenses or taxes) |        |                              |
|   | 10.27% | 6.83%                        |

<sup>1</sup> After-tax returns are calculated using the highest historical individual federal marginal income tax rates and do not reflect the impact of state and local taxes. Actual after-tax returns depend on an investor's tax situation and may differ from those shown. After-tax returns shown are not relevant to investors who hold their Fund shares through tax-deferred arrangements, such as 401(k) plans or individual retirement accounts.

## Investment Advisor

Matthews International Capital Management, LLC ("Matthews")

## Portfolio Managers

**Lead Manager:** Sean Taylor is Chief Investment Officer and has been a Portfolio Manager of the Matthews Emerging Markets Equity Active ETF since 2023.

**Lead Manager:** Alex Zarechnak has been a Portfolio Manager of the Matthews Emerging Markets Equity Active ETF since its inception in 2022.

**Co-Manager:** Andrew Mattock, CFA, has been a Portfolio Manager of the Matthews Emerging Markets Equity Active ETF since 2023.

**Co-Manager:** Peeyush Mittal, CFA, has been a Portfolio Manager of the Matthews Emerging Markets Equity Active ETF since 2023.

**Co-Manager:** Jeremy Sutch, CFA, has been a Portfolio Manager of the Matthews Emerging Markets Equity Active ETF since 2023.

The Portfolio Managers are primarily responsible for the Fund's day-to-day investment management decisions. The Lead Managers are supported by and consult with the Co-Managers.

**For important information about the Purchase and Sale of Fund Shares; Tax Information; and Payments to Broker-Dealers and Other Financial Intermediaries, please turn to page 64.**



# Matthews Emerging Markets ex China Active ETF

## FUND SUMMARY

### *Investment Objective*

Long-term capital appreciation.

### *Fees and Expenses of the Fund*

This table describes the fees and expenses that you may pay if you buy, hold and sell shares of this Fund. You may pay other fees, such as brokerage commissions and other fees to financial intermediaries, which are not reflected in the table and example below.

#### ANNUAL OPERATING EXPENSES

(expenses that you pay each year as a percentage of the value of your investment)

|   |              |
|---|--------------|
| Management Fees                             | 0.79%        |
| Other Expenses                              | 0.00%        |
| <b>Total Annual Fund Operating Expenses</b> | <b>0.79%</b> |

#### EXAMPLE OF FUND EXPENSES

This example is intended to help you compare the cost of investing in the Fund with the cost of investing in other funds. The example assumes that you invest \$10,000 in the Fund for the time periods indicated and then sell all of your shares at the end of those periods. The example also assumes that your investment has a 5% return each year and that the Fund's operating expenses remain the same. Although your actual costs may be higher or lower, based on these assumptions your costs would be:

|                       |                           |                          |                         |
|-----------------------|---------------------------|--------------------------|-------------------------|
| <b>One year: \$81</b> | <b>Three years: \$252</b> | <b>Five years: \$439</b> | <b>Ten years: \$978</b> |
|-----------------------|---------------------------|--------------------------|-------------------------|

#### PORTFOLIO TURNOVER

The Fund pays transaction costs, such as commissions, when it buys and sells securities (or "turns over" its portfolio). A higher portfolio turnover may indicate higher transaction costs and may result in higher taxes when Fund shares are held in a taxable account. These costs, which are not reflected in annual fund operating expenses or in the example of fund expenses, affect the Fund's performance. During the most recent fiscal year, the Fund's portfolio turnover rate was 29% of the average value of its portfolio.

### *Principal Investment Strategy*

Under normal circumstances, the Matthews Emerging Markets ex China Active ETF seeks to achieve its investment objective by investing at least 80% of its net assets, which include borrowings for investment purposes, in the common and preferred stocks of companies located in emerging market countries excluding China. Emerging market countries generally include every country in the world except the United States, Australia, Canada, Hong Kong, Israel, Japan, New Zealand, Singapore and most of the countries in Western Europe. Certain emerging market countries may also be classified as "frontier" market countries, which are a subset of emerging market countries with newer or even less developed economies and markets, such as Sri Lanka and Vietnam. For purposes of excluding China only, Matthews defines a company or issuer as "located" in China if it is organized under the laws of China or has its principal place of business in China. The list of emerging market countries and frontier market countries may change from time to time. The Fund may also invest in companies located in developed countries or China; however, the Fund may not invest in any company located in a developed country or China if, at the time of purchase, more than 20% of the Fund's assets are invested in a combination of developed market and Chinese companies. China includes its administrative and other districts such as Hong Kong and Macau.

The Fund may concentrate its investments (meaning more than 25% of its assets) from time to time in a single country, with the exception of China.

Except for China as described above, a company or other issuer is considered to be “located” in a country or a region, and a security or instrument is deemed to be an emerging market (or specific country) security or instrument, if it has substantial ties to that country or region. Matthews currently makes that determination based primarily on one or more of the following criteria: (A) with respect to a company or issuer, whether (i) it is organized under the laws of that country or any country in that region; (ii) it derives at least 50% of its revenues or profits from goods produced or sold, investments made, or services performed, or has at least 50% of its assets located, within that country or region; (iii) it has the primary trading markets for its securities in that country or region; (iv) it has its principal place of business in or is otherwise headquartered in that country or region; or (v) it is a governmental entity or an agency, instrumentality or a political subdivision of that country or any country in that region; and (B) with respect to an instrument or issue, whether (i) its issuer is headquartered or organized in that country or region; (ii) it is issued to finance a project that has at least 50% of its assets or operations in that country or region; (iii) it is at least 50% secured or backed by assets located in that country or region; (iv) it is a component of or its issuer is included in the MSCI Emerging Markets ex China Index; or (v) it is denominated in the currency of an emerging market country and addresses at least one of the other above criteria. The term “located” and the associated criteria listed above have been defined in such a way that Matthews has latitude in determining whether an issuer should be included within a region or country, including with respect to whether an issuer or security may be deemed to be a Chinese issuer or security for exclusionary purposes. The Fund may also invest in depository receipts that are treated as emerging markets investments, including American, European and Global Depository Receipts.

The Fund seeks to invest in companies capable of sustainable growth based on the fundamental characteristics of those companies, including balance sheet information; number of employees; size and stability of cash flow; management’s depth, adaptability and integrity; product lines; marketing strategies; corporate governance; and financial health. Matthews expects that the companies in which the Fund invests typically will be of medium or large size, but the Fund may invest in companies of any size. Matthews measures a company’s size with respect to fundamental criteria such as, but not limited to, market capitalization, book value, revenues, profits, cash flow, dividends paid and number of employees. The implementation of the principal investment strategies of the Fund may result in a significant portion of the Fund’s assets being invested from time to time in one or more sectors, but the Fund may invest in companies in any sector.

### *Principal Risks of Investment*

There is no guarantee that your investment in the Fund will increase in value. The value of your investment in the Fund could go down, meaning you could lose money. The principal risks of investing in the Fund are:

**Foreign Investing Risk:** Investments in foreign securities may involve greater risks than investing in U.S. securities. As compared to U.S. companies, foreign issuers generally disclose less financial and other information publicly and are subject to less stringent and less uniform accounting, auditing and

financial reporting standards. Foreign countries typically impose less thorough regulations on brokers, dealers, stock exchanges, corporate insiders and listed companies than does the U.S., and foreign securities markets may be less liquid and more volatile than U.S. markets. Investments in foreign securities generally involve higher costs than investments in U.S. securities, including higher transaction and custody costs as well as additional taxes imposed by foreign governments. In addition, security trading practices abroad may offer less protection to investors such as the Fund. Political or social instability, civil unrest, acts of terrorism, regional economic volatility, and the imposition of sanctions, confiscations, trade restrictions (including tariffs) and other government restrictions by the U.S. and/or other governments are other potential risks that could impact an investment in a foreign security. Settlement of transactions in some foreign markets may be delayed or may be less frequent than in the U.S., which could affect the liquidity of the Fund’s portfolio.

**Geopolitical Events Risk:** The interconnectivity between global economies and financial markets increases the likelihood that events or conditions in one region or financial market may adversely impact issuers in a different country, region or financial market. Securities in the Fund’s portfolio may underperform due to inflation (or expectations for inflation), interest rates, global demand for particular products or resources, natural disasters, climate change and climate-related events, pandemics, epidemics, terrorism, international conflicts, regulatory events and governmental or quasi-governmental actions. The occurrence of global events similar to those in recent years may result in market volatility and may have long term effects on the global financial markets.

**Currency Risk:** When the Fund conducts securities transactions in a foreign currency, there is the risk of the value of the foreign currency increasing or decreasing against the value of the U.S. dollar. The value of an investment denominated in a foreign currency will decline in U.S. dollar terms if that currency weakens against the U.S. dollar. While the Fund is permitted to hedge currency risks, Matthews does not anticipate doing so at this time. Additionally, emerging market countries may utilize formal or informal currency-exchange controls or “capital controls.” Capital controls may impose restrictions on the Fund’s ability to repatriate investments or income. Such controls may also affect the value of the Fund’s holdings.

**Risks Associated with Emerging and Frontier Markets:** Emerging and frontier markets are often less stable politically and economically than developed markets such as the U.S., and investing in these markets involves different and greater risks due to, among other factors, different accounting standards; variable quality and reliability of financial information and related audits of companies; higher brokerage costs and thinner trading markets as compared to those in developed countries; the possibility of currency transfer restrictions; and the risk of expropriation, nationalization or other adverse political, economic or social developments. There may be less publicly available information about companies in many emerging market countries, and the stock exchanges and brokerage industries in many emerging market countries typically do not have the level of government oversight as do those in the U.S. Securities markets of many emerging market countries are also substantially smaller, less liquid and more volatile than securities markets in the U.S. Additionally, investors may have substantial difficulties bringing legal actions to enforce or protect investors’ rights, which can

increase the risks of loss. Frontier markets, a subset of emerging markets, generally have smaller economies and even less mature capital markets than emerging markets. As a result, the risks of investing in emerging market countries are magnified in frontier market countries. Frontier markets are more susceptible to having abrupt changes in currency values, less mature markets and settlement practices, and lower trading volumes, which could lead to greater price volatility and illiquidity.

**Political, Social and Economic Risks of Investing in Asia:**

The value of the Fund's assets may be adversely affected by political, economic, social and religious instability; inadequate investor protection; changes in laws or regulations of countries within the Asian region (including countries in which the Fund invests, as well as the broader region); international relations with other nations; natural disasters; corruption and military activity. The economies of many Asian countries differ from the economies of more developed countries in many respects, such as rate of growth, inflation, capital reinvestment, resource self-sufficiency, financial system stability, the national balance of payments position and sensitivity to changes in global trade.

**Growth Stock Risk:** Growth stocks may be more volatile than other stocks because they are more sensitive to investor perceptions of the issuing company's growth potential. Growth stocks may go in and out of favor over time and may perform differently than the market as a whole.

**Equity Securities Risk:** Equity securities may include common stock, preferred stock or other securities representing an ownership interest or the right to acquire an ownership interest in an issuer. Equity risk is the risk that stocks and other equity securities generally fluctuate in value more than bonds and may decline in value over short or extended periods. The value of stocks and other equity securities may be affected by changes in an issuer's financial condition, factors that affect a particular industry or industries, or as a result of changes in overall market, economic and political conditions that are not specifically related to a company or industry.

**Preferred Stock Risk:** Preferred stock normally pays dividends at a specified rate and has precedence over common stock in the event the issuer is liquidated or declares bankruptcy. However, in the event a company is liquidated or declares bankruptcy, the claims of owners of bonds take precedence over the claims of those who own preferred and common stock. If interest rates rise, the dividend on preferred stocks may be less attractive, causing the price of such stocks to decline.

**Depository Receipts Risk:** Although depository receipts have risks similar to the securities that they represent, they may also involve higher expenses and may trade at a discount (or premium) to the underlying security. In addition, depository receipts may not pass through voting and other shareholder rights, and may be less liquid than the underlying securities listed on an exchange.

**Volatility Risk:** The smaller size and lower levels of liquidity in emerging markets, as well as other factors, may result in changes in the prices of emerging market securities that are more volatile than those of companies in more developed regions. This volatility can cause the price of the Fund's shares to go up or down dramatically. Because of this volatility, this Fund is better suited for long-term investors (typically five years or longer).

**ETF Risks:** The Fund is an ETF, and, as a result of an ETF's structure, it is exposed to the following risks:

- **Authorized Participants, Market Makers, and Liquidity Providers Limitation Risk:** Only an Authorized Participant ("AP") may engage in creation or redemption transactions directly with the Fund. The Fund has a limited number of financial institutions that may act as APs, and none of these APs are or will be obligated to engage in creation or redemption transactions. In addition, there may be a limited number of market makers and/or liquidity providers in the marketplace with respect to the Fund's shares. To the extent either of the following events occur, shares of the Fund may trade at a material discount to NAV and possibly face trading halts and/or delisting (that is, investors would no longer be able to trade the Fund's shares in the secondary market): (i) APs exit the business or otherwise become unable to process creation and/or redemption orders (including in situations where APs have limited or diminished access to capital required to post collateral), and no other APs step forward to perform these services, or (ii) market makers and/or liquidity providers exit the business or significantly reduce their business activities and no other entities step forward to perform their functions.
- **Cash Redemption Risk:** Unlike many ETFs, the Fund's investment strategy may require it to redeem shares of the Fund for cash or to otherwise include cash as part of its redemption proceeds. The Fund may be required to sell or unwind portfolio investments to obtain the cash needed to distribute redemption proceeds. This may cause the Fund to recognize a capital gain that it might not have recognized if it had made a redemption in-kind. As a result, the Fund may pay out higher annual capital gain distributions than if the in-kind redemption process was used. Cash redemptions may also entail higher transaction costs than in-kind redemptions, which costs may be passed on to redeemers of creation units of Fund shares in the form of redemption transaction fees. The cost of cash redemptions could also reduce the Fund's NAV to the extent that those costs are not fully offset by the redemption transaction fee charged to the redeeming Authorized Participant.
- **Costs of Buying or Selling Shares:** Due to the costs of buying or selling, including brokerage commissions imposed by brokers and bid/ask spreads, frequent trading of shares of the Fund may significantly reduce investment results and an investment in Fund shares may not be advisable for investors who anticipate regularly making small investments. The bid/ask spread of the Fund's shares varies over time based on the Fund's trading volume and market liquidity and may increase if the Fund's trading volume, the spread of the Fund's underlying securities, or market liquidity decrease. In times of severe market disruption, including when trading of the Fund's holdings may be halted, the bid/ask spread may increase significantly. This means that Fund shares may trade at a discount to the Fund's NAV, and the discount is likely to be greatest during significant market volatility. During such periods, you may be unable to sell your shares or may incur significant losses if you sell your shares. There are various methods by which investors can purchase and sell shares of the Fund and various orders that may be placed. Investors should consult their financial intermediary before purchasing or selling shares of the Fund.
- **Large Shareholder Risk:** Shares of the Fund may be owned from time to time by one or more large shareholders,

including Authorized Participants, market makers, third party investors, Matthews or affiliates of Matthews or the Fund. Redemptions by large shareholders could have a significant negative impact on the Fund. If a large shareholder were to redeem all, or a large portion, of its shares, the Fund may be forced to selling securities when it otherwise would not have done so, accelerating the realization of capital gains, and increasing transaction costs. In addition, transactions by large shareholders may account for a large percentage of the trading volume on a national securities exchange causing reduced liquidity or have a material effect on the market price of the shares of the Fund.

- **Shares May Trade at Prices Other Than NAV:** As with all ETFs, shares of the Fund may be bought and sold in the secondary market at market prices. Although the creation/redemption feature is designed to help the market price of Fund shares approximate the Fund's NAV, market prices are not expected to correlate exactly to the Fund's NAV and there may be times when the market price of Fund shares is more than the intra-day value of the Fund's holdings (premium) or less than the intra-day value of the Fund's holdings (discount) due to supply and demand of the Fund's shares, during periods of market volatility or for other reasons. This risk is heightened in times of market volatility and volatility in the Fund's portfolio holdings, periods of steep market declines, and periods when there is limited trading activity for Fund shares in the secondary market, in which case such premiums or discounts may be significant. If an investor purchases shares of the Fund at a time when the market price is at a premium to the NAV of the shares or sells at a time when the market price is at a discount to the NAV of the shares, then the investor may sustain losses that are in addition to any losses caused by a decrease in NAV. Given the nature of the relevant markets for certain of the securities for the Fund, shares may trade at a larger premium or discount to NAV than shares of other kinds of ETFs. In addition, the securities held by the Fund may be traded in markets that close at a different time than the exchange on which the shares are listed. Liquidity in those securities may be reduced after the applicable closing times. Accordingly, during the time when the exchange is open but after the applicable market closing, fixing or settlement times, bid/ask spreads and the resulting premium or discount to the NAV of Fund shares may widen.
- **Trading:** Although shares of the Fund are listed for trading on a national securities exchange, and may be traded on other U.S. exchanges, there can be no assurance that the shares will trade with any volume, or at all, on any stock exchange. In stressed market conditions, the liquidity of shares may begin to mirror the liquidity of the Fund's underlying portfolio holdings, which can be significantly less liquid than shares of the Fund. Trading in Fund shares on the exchange may be halted due to market conditions or for reasons that, in the view of the exchange, make trading in shares inadvisable. In addition, trading in Fund shares on the exchange is subject to trading halts caused by extraordinary market volatility pursuant to the exchange "circuit breaker" rules. If a trading halt or unanticipated early closing of the exchange occurs, a shareholder may be unable to purchase or sell shares of a Fund. There can be no assurance that the requirements of the Exchange necessary to maintain the listing of the Fund will continue to be met or will remain unchanged.

**Country Concentration Risk:** The Fund may invest a significant portion of its total net assets in the securities of issuers located in a single country. An investment in the Fund therefore may entail greater risk than an investment in a fund that does not concentrate its investments in a single or small number of countries because these securities may be more sensitive to adverse social, political, economic or regulatory developments affecting that country or countries. As a result, events affecting a single or small number of countries may have a significant and potentially adverse impact on the Fund's investments, and the Fund's performance may be more volatile than that of funds that invest globally.

**Risks Associated with Latin America:** The economies of Latin American countries have in the past experienced considerable difficulties, including high inflation rates, high interest rates, high unemployment, government overspending and political instability. Similar conditions in the present or future could impact the Fund's performance. Many Latin American countries are highly reliant on the exportation of commodities and their economies may be significantly impacted by fluctuations in commodity prices and the global demand for certain commodities. Investments in Latin American countries may be subject to currency risks, such as restrictions on the flow of money in and out of a country, extreme volatility relative to the U.S. dollar, and devaluation, all of which could decrease the value of the Fund's investments. Other Latin American investment risks may include inadequate investor protection, less developed regulatory, accounting, auditing and financial standards, unfavorable changes in laws or regulations, natural disasters, corruption and military activity. The governments of many Latin American countries may also exercise substantial influence over many aspects of the private sector, and any such exercise could have a significant effect on companies in which the Fund invests. Securities of companies in Latin American countries may be subject to significant price volatility, which could impact Fund performance.

**Active Management Risk:** The Fund is actively managed by Matthews. There is the risk that Matthews may select securities that underperform the relevant stock market(s), the Fund's benchmark index or other funds with similar investment objectives and investment strategies.

**Sector Concentration Risk:** To the extent that the Fund emphasizes, from time to time, investments in a particular sector, the Fund will be subject to a greater degree to the risks particular to that sector, including the sectors described below. Market conditions, interest rates, and economic, regulatory, or financial developments could significantly affect a single sector. By focusing its investments in a particular sector, the Fund may face more risks than if it were diversified broadly over numerous sectors.

- **Information Technology Sector Risk:** As of December 31, 2023, 26% of the Fund's assets were invested in the information technology sector. The Fund may invest a significant portion of its assets in the information technology sector. Information technology companies may be significantly affected by aggressive pricing as a result of intense competition and by rapid product obsolescence due to rapid development of technological innovations and frequent new product introduction. Other factors, such as short product cycle, possible loss or impairment of intellectual property rights, and changes in government regulations, may also adversely impact information technology companies

- **Financial Sector Risk:** As of December 31, 2023, 25% of the Fund’s assets were invested in the financial sector. The Fund may invest a significant portion of its assets in the financial sector. Financial companies are subject to extensive government regulation and can be significantly affected by the availability and cost of capital funds, changes in interest rates, the rate of corporate and consumer debt defaults, price competition and other sector-specific factors.

**Cybersecurity Risk:** With the increased use of technologies such as the internet to conduct business, the Fund is susceptible to operational, information security, and related risks. Cyber incidents affecting the Fund or its service providers may cause disruptions and impact business operations, potentially resulting in financial losses, interference with the Fund’s ability to calculate its NAV, impediments to trading, the inability of shareholders to transact business, violations of applicable privacy and other laws, regulatory fines, penalties, reputational damage, reimbursement or other compensation costs, or additional compliance costs.

### *Past Performance*

The Fund is new and does not have a full calendar year of performance or financial information to present. Once it has been in operation for a full calendar year, performance (including total return) and financial information will be presented. The Fund’s primary benchmark index is the MSCI Emerging Markets ex China Index.

### *Investment Advisor*

Matthews International Capital Management, LLC (“Matthews”)

### *Portfolio Managers*

**Lead Manager:** Alex Zarechnak has been a Portfolio Manager of the Matthews Emerging Markets ex China Active ETF since its inception in 2023.

**Lead Manager:** Jeremy Sutch, CFA, has been a Portfolio Manager of the Matthews Emerging Markets ex China Active ETF since 2023.

**Co-Manager:** Sean Taylor is Chief Investment Officer and has been a Portfolio Manager of the Matthews Emerging Markets ex China Active ETF since 2023.

**Co-Manager:** Peeyush Mittal, CFA, has been a Portfolio Manager of the Matthews Emerging Markets ex China Active ETF since 2023.

**Co-Manager:** Sojung Park has been a Portfolio Manager of the Matthews Emerging Markets ex China Active ETF since 2024.

The Portfolio Managers are primarily responsible for the Fund’s day-to-day investment management decisions. The Lead Managers are supported by and consult with the Co-Managers.

**For important information about the Purchase and Sale of Fund Shares; Tax Information; and Payments to Broker-Dealers and Other Financial Intermediaries, please turn to page 64.**



# Matthews Emerging Markets Sustainable Future Active ETF

## FUND SUMMARY

### *Investment Objective*

Long-term capital appreciation.

### *Fees and Expenses of the Fund*

This table describes the fees and expenses that you may pay if you buy, hold and sell shares of this Fund. You may pay other fees, such as brokerage commissions and other fees to financial intermediaries, which are not reflected in the table and example below.

#### ANNUAL OPERATING EXPENSES

(expenses that you pay each year as a percentage of the value of your investment)

|   |              |
|---|--------------|
| Management Fees                             | 0.79%        |
| Other Expenses                              | 0.00%        |
| <b>Total Annual Fund Operating Expenses</b> | <b>0.79%</b> |

#### EXAMPLE OF FUND EXPENSES

This example is intended to help you compare the cost of investing in the Fund with the cost of investing in other funds. The example assumes that you invest \$10,000 in the Fund for the time periods indicated and then sell all of your shares at the end of those periods. The example also assumes that your investment has a 5% return each year and that the Fund's operating expenses remain the same. Although your actual costs may be higher or lower, based on these assumptions your costs would be:

One year: \$81

Three years: \$252

#### PORTFOLIO TURNOVER

The Fund pays transaction costs, such as commissions, when it buys and sells securities (or "turns over" its portfolio). A higher portfolio turnover may indicate higher transaction costs and may result in higher taxes when Fund shares are held in a taxable account. These costs, which are not reflected in annual fund operating expenses or in the example of fund expenses, affect the Fund's performance. During the most recent fiscal year, the Fund's portfolio turnover rate was 0% of the average value of its portfolio.

### *Principal Investment Strategy*

Under normal circumstances, the Matthews Emerging Markets Sustainable Future Active ETF seeks to achieve its investment objective by investing at least 80% of its net assets, which include borrowings for investment purposes, in the common and preferred stocks of companies of any market capitalization located in emerging market countries, such as China and India, that satisfy one or more of the Fund's environmental, social and governance ("ESG") standards. Up to 20% of the Fund's net assets may be invested in companies that do not satisfy these ESG standards. The Fund may also invest in companies located in developed countries; however, the Fund may not invest in any company located in a developed country if, at the time of purchase, more than 20% of the Fund's assets are invested in developed market companies. The Fund is non-diversified, which means that it may invest its assets in a smaller number of issuers than a diversified fund. The Fund has concentrated its investments (meaning more than 25% of its assets) from time to time in a single country, including China.

Emerging market countries generally include every country in the world except the United States, Australia, Canada, Hong Kong, Israel, Japan, New Zealand, Singapore and most of the countries in Western Europe. Certain emerging market countries may also be classified as "frontier" market countries, which are a subset of emerging market countries with newer or even less developed economies and markets, such as Sri Lanka and Vietnam. The list of emerging market countries and frontier market countries may change from time to time.

A company or other issuer is considered to be “located” in a country or a region, and a security or instrument is deemed to be an emerging market (or specific country) security or instrument, if it has substantial ties to that country or region. Matthews currently makes that determination based primarily on one or more of the following criteria: (A) with respect to a company or issuer, whether (i) it is organized under the laws of that country or any country in that region; (ii) it derives at least 50% of its revenues or profits from goods produced or sold, investments made, or services performed, or has at least 50% of its assets located, within that country or region; (iii) it has the primary trading markets for its securities in that country or region; (iv) it has its principal place of business in or is otherwise headquartered in that country or region; or (v) it is a governmental entity or an agency, instrumentality or a political subdivision of that country or any country in that region; and (B) with respect to an instrument or issue, whether (i) its issuer is headquartered or organized in that country or region; (ii) it is issued to finance a project that has at least 50% of its assets or operations in that country or region; (iii) it is at least 50% secured or backed by assets located in that country or region; (iv) it is a component of or its issuer is included in the MSCI Emerging Markets Index, the Fund’s primary benchmark index; or (v) it is denominated in the currency of an emerging market country and addresses at least one of the other above criteria. The term “located” and the associated criteria listed above have been defined in such a way that Matthews has latitude in determining whether an issuer should be included within a region or country. Matthews may rely on only one criterion to determine location even if other criteria point to a different location. The Fund may also invest in depositary receipts that are treated as emerging markets investments, including American, European and Global Depositary Receipts, and up to 20% of its net assets in any combination of convertible securities and fixed-income securities, of any duration or credit quality, including high yield securities (also known as “junk bonds”).

In implementing its strategy for this Fund, Matthews will use any one or more of the Fund’s following key ESG standards to evaluate potential investments: whether the issuer has adopted and followed (i) sustainable environmental practices, responsible resource management and energy efficiency practices, (ii) policies related to social responsibility, employee welfare, diversity and inclusion, or (iii) sound governance practices that align interests of shareholders and management and demonstrate a commitment to integration of sustainability or ESG considerations. Businesses that meet one or more of the Fund’s ESG standards are generally businesses that currently engage in practices or have business objectives that, in the judgment of Matthews, if continued to be followed or if successfully implemented would make human or business activity less destructive to the environment or businesses that promote positive environmental, social and economic developments. Matthews uses various sources of information, including non-governmental organizations (NGOs), primary research, and third-party data sources such as negative news monitoring services and ESG data and research providers, in analyzing whether a company satisfies the Fund’s ESG standards. However, it is Matthews’ determination, based on its own analysis, as to whether a company satisfies those standards and is eligible for investment by the Fund.

In addition to traditional financial data, the stock selection process takes into consideration the Fund’s ESG standards that

help identify companies that Matthews believes contribute (or have the potential to contribute) to a sustainable future by addressing global environmental and social challenges. Matthews will use these standards to help identify companies that are contributing (or have the potential to contribute) to positive outcomes in environmental, social and governance focus areas including, for example, climate change mitigation and adaptation, clean environment (such as pollution alleviation), sustainable production and consumption (such as energy efficiency), health and well-being (such as food security), human capital developments (such as training and equality), sustainable and inclusive development, or corporate governance practices that demonstrate a strong commitment to the integration of the Fund’s ESG standards. Matthews will also employ a negative screening process using data and ratings from third-party data providers ISS ESG, MSCI, RepRisk and Sustainalytics, and Matthews’ own internal analysis to exclude, in the ultimate determination of Matthews, companies that Matthews believes do not meet the Fund’s ESG standards. These third-party providers use data and various metrics to assess companies’ exposure to certain business activities and evaluate companies’ adherence to international ESG-related norms. Matthews’ screening process may use various thresholds based on the percentage of revenue derived from certain sectors, including (1) the production or sale of tobacco products, (2) controversial weapons (e.g., cluster munitions) or the production of or military contracting for weapons, and (3) the exploration, extraction, or production of energy using certain fossil fuels, including thermal coal. The screening process is also used to help Matthews exclude companies that are in severe breach of the goals of the UN Global Compact or the OECD Guidelines for Multinational Enterprises. The ESG characteristics used by Matthews to identify or exclude potential investments may change from time to time.

The Fund engages its portfolio companies on sustainability matters primarily through active dialogue and proxy voting, which will be voted according to the Fund’s ESG standards, and by encouraging enhanced ESG disclosure. The implementation of the principal investment strategies of the Fund may result in a significant portion of the Fund’s assets being invested from time to time in one or more sectors, including, but not limited to, the financial and industrial sectors, but the Fund may invest in companies in any sector.

The Fund seeks to invest in companies capable of sustainable growth based on the fundamental characteristics of those companies, including balance sheet information; number of employees; size and stability of cash flow; management’s depth, adaptability and integrity; product lines; marketing strategies; corporate governance; and financial health. While the Fund may invest in companies across the market capitalization spectrum, Matthews anticipates that it will invest a substantial portion of Fund assets in smaller companies.

Matthews measures a company’s size with respect to fundamental criteria such as, but not limited to, market capitalization, book value, revenues, profits, cash flow, dividends paid and number of employees. The implementation of the principal investment strategies of the Fund may result in a significant portion of the Fund’s assets being invested from time to time in one or more sectors, but the Fund may invest in companies in any sector.



## *Principal Risks of Investment*

There is no guarantee that your investment in the Fund will increase in value. The value of your investment in the Fund could go down, meaning you could lose money. The principal risks of investing in the Fund are:

**Foreign Investing Risk:** Investments in foreign securities may involve greater risks than investing in U.S. securities. As compared to U.S. companies, foreign issuers generally disclose less financial and other information publicly and are subject to less stringent and less uniform accounting, auditing and financial reporting standards. Foreign countries typically impose less thorough regulations on brokers, dealers, stock exchanges, corporate insiders and listed companies than does the U.S., and foreign securities markets may be less liquid and more volatile than U.S. markets. Investments in foreign securities generally involve higher costs than investments in U.S. securities, including higher transaction and custody costs as well as additional taxes imposed by foreign governments. In addition, security trading practices abroad may offer less protection to investors such as the Fund. Political or social instability, civil unrest, acts of terrorism, regional economic volatility, and the imposition of sanctions, confiscations, trade restrictions (including tariffs) and other government restrictions by the U.S. and/or other governments are other potential risks that could impact an investment in a foreign security. Settlement of transactions in some foreign markets may be delayed or may be less frequent than in the U.S., which could affect the liquidity of the Fund's portfolio.

**Risks Associated with Emerging and Frontier Markets:** Emerging and frontier markets are often less stable politically and economically than developed markets such as the U.S., and investing in these markets involves different and greater risks due to, among other factors, different accounting standards; variable quality and reliability of financial information and related audits of companies; higher brokerage costs and thinner trading markets as compared to those in developed countries; the possibility of currency transfer restrictions; and the risk of expropriation, nationalization or other adverse political, economic or social developments. There may be less publicly available information about companies in many emerging market countries, and the stock exchanges and brokerage industries in many emerging market countries typically do not have the level of government oversight as do those in the U.S. Securities markets of many emerging market countries are also substantially smaller, less liquid and more volatile than securities markets in the U.S. Additionally, investors may have substantial difficulties bringing legal actions to enforce or protect investors' rights, which can increase the risks of loss. Frontier markets, a subset of emerging markets, generally have smaller economies and even less mature capital markets than emerging markets. As a result, the risks of investing in emerging market countries are magnified in frontier market countries. Frontier markets are more susceptible to having abrupt changes in currency values, less mature markets and settlement practices, and lower trading volumes, which could lead to greater price volatility and illiquidity.

**Political, Social and Economic Risks of Investing in Asia:** The value of the Fund's assets may be adversely affected by political, economic, social and religious instability; inadequate investor protection; changes in laws or regulations of countries within the Asian region (including countries in which the

Fund invests, as well as the broader region); international relations with other nations; natural disasters; corruption and military activity. The economies of many Asian countries differ from the economies of more developed countries in many respects, such as rate of growth, inflation, capital reinvestment, resource self-sufficiency, financial system stability, the national balance of payments position and sensitivity to changes in global trade.

**Geopolitical Events Risk:** The interconnectivity between global economies and financial markets increases the likelihood that events or conditions in one region or financial market may adversely impact issuers in a different country, region or financial market. Securities in the Fund's portfolio may underperform due to inflation (or expectations for inflation), interest rates, global demand for particular products or resources, natural disasters, climate change and climate-related events, pandemics, epidemics, terrorism, international conflicts, regulatory events and governmental or quasi-governmental actions. The occurrence of global events similar to those in recent years may result in market volatility and may have long term effects on the global financial markets.

**Currency Risk:** When the Fund conducts securities transactions in a foreign currency, there is the risk of the value of the foreign currency increasing or decreasing against the value of the U.S. dollar. The value of an investment denominated in a foreign currency will decline in U.S. dollar terms if that currency weakens against the U.S. dollar. While the Fund is permitted to hedge currency risks, Matthews does not anticipate doing so at this time. Additionally, emerging market countries may utilize formal or informal currency-exchange controls or "capital controls." Capital controls may impose restrictions on the Fund's ability to repatriate investments or income. Such controls may also affect the value of the Fund's holdings.

**Sustainable and ESG Investing Risk:** The Fund's sustainability and ESG strategy may select or exclude securities of certain issuers for reasons other than potential performance. The Fund's consideration of its ESG standards in making its investment decisions may reduce or increase the Fund's exposure to certain issuers, industries, sectors, regions or countries or cause the Fund to forego certain investment opportunities which may lower the performance of the Fund as compared to funds that do not utilize a sustainability or ESG strategy. Sustainability and ESG investing are qualitative and subjective by nature, and there is no guarantee that the standards used by Matthews or any judgment exercised by Matthews will reflect the opinions of any particular investor. Although an investment by the Fund in a company may satisfy one or more of the Fund's ESG standards in the view of the portfolio managers, there is no guarantee that such company will actually conduct its affairs in a manner that is less destructive to the environment, or that will actually promote positive social and economic developments or otherwise contribute to a sustainable future, and that same company may also fail to satisfy other ESG standards, in some cases even egregiously. In addition, Matthews may utilize third party data to evaluate ESG factors which may be incomplete or inaccurate and cause Matthews to incorrectly assess the ESG characteristics of a security or issuer. Third party data and ratings are not consistent across providers and may produce different results with respect to a particular company or issuer. Funds with sustainability investment strategies are generally suited for long-term rather than short-term investors.

There are no universally agreed upon objective standards for assessing ESG standards for companies. Rather, the Fund's standards tend to have many subjective characteristics, can be difficult to analyze, and frequently involve a balancing of a company's business plans, objectives, actual conduct and other factors. The Fund's ESG standards can vary over different periods, can evolve over time and tend to be stated broadly and applied flexibly. They may also be difficult to apply consistently across regions, countries, industries or sectors. In some cases, Matthews will consider an investment to be eligible for the Fund where a company has expressed a goal or objective and has started to take actions that, if successful, would satisfy the Fund's ESG standards in the judgment of Matthews.

**Growth Stock Risk:** Growth stocks may be more volatile than other stocks because they are more sensitive to investor perceptions of the issuing company's growth potential. Growth stocks may go in and out of favor over time and may perform differently than the market as a whole.

**Equity Securities Risk:** Equity securities may include common stock, preferred stock or other securities representing an ownership interest or the right to acquire an ownership interest in an issuer. Equity risk is the risk that stocks and other equity securities generally fluctuate in value more than bonds and may decline in value over short or extended periods. The value of stocks and other equity securities may be affected by changes in an issuer's financial condition, factors that affect a particular industry or industries, or as a result of changes in overall market, economic and political conditions that are not specifically related to a company or industry.

**Preferred Stock Risk:** Preferred stock normally pays dividends at a specified rate and has precedence over common stock in the event the issuer is liquidated or declares bankruptcy. However, in the event a company is liquidated or declares bankruptcy, the claims of owners of bonds take precedence over the claims of those who own preferred and common stock. If interest rates rise, the dividend on preferred stocks may be less attractive, causing the price of such stocks to decline.

**Depository Receipts Risk:** Although depository receipts have risks similar to the securities that they represent, they may also involve higher expenses and may trade at a discount (or premium) to the underlying security. In addition, depository receipts may not pass through voting and other shareholder rights, and may be less liquid than the underlying securities listed on an exchange.

**Volatility Risk:** The smaller size and lower levels of liquidity in emerging markets, as well as other factors, may result in changes in the prices of emerging market securities that are more volatile than those of companies in more developed regions. This volatility can cause the price of the Fund's shares to go up or down dramatically. Because of this volatility, this Fund is better suited for long-term investors (typically five years or longer). If the value of the Fund's investments declines, the net asset value of the Fund will decline and investors may lose some of all of the value of their investments.

**ETF Risks:** The Fund is an ETF, and, as a result of an ETF's structure, it is exposed to the following risks:

☛ **Authorized Participants, Market Makers, and Liquidity Providers Limitation Risk:** Only an Authorized Participant

(“AP”) may engage in creation or redemption transactions directly with the Fund. The Fund has a limited number of financial institutions that may act as APs, and none of these APs are or will be obligated to engage in creation or redemption transactions. In addition, there may be a limited number of market makers and/or liquidity providers in the marketplace with respect to the Fund's shares. To the extent either of the following events occur, shares of the Fund may trade at a material discount to NAV and possibly face trading halts and/or delisting (that is, investors would no longer be able to trade the Fund's shares in the secondary market): (i) APs exit the business or otherwise become unable to process creation and/or redemption orders (including in situations where APs have limited or diminished access to capital required to post collateral), and no other APs step forward to perform these services, or (ii) market makers and/or liquidity providers exit the business or significantly reduce their business activities and no other entities step forward to perform their functions.

☛ **Cash Redemption Risk:** Unlike many ETFs, the Fund's investment strategy may require it to redeem shares of the Fund for cash or to otherwise include cash as part of its redemption proceeds. The Fund may be required to sell or unwind portfolio investments to obtain the cash needed to distribute redemption proceeds. This may cause the Fund to recognize a capital gain that it might not have recognized if it had made a redemption in-kind. As a result, the Fund may pay out higher annual capital gain distributions than if the in-kind redemption process was used. Cash redemptions may also entail higher transaction costs than in-kind redemptions, which costs may be passed on to redeemers of creation units of Fund shares in the form of redemption transaction fees. The cost of cash redemptions could also reduce the Fund's NAV to the extent that those costs are not fully offset by the redemption transaction fee charged to the redeeming Authorized Participant.

☛ **Costs of Buying or Selling Shares:** Due to the costs of buying or selling, including brokerage commissions imposed by brokers and bid/ask spreads, frequent trading of shares of the Fund may significantly reduce investment results and an investment in Fund shares may not be advisable for investors who anticipate regularly making small investments. The bid/ask spread of the Fund's shares varies over time based on the Fund's trading volume and market liquidity and may increase if the Fund's trading volume, the spread of the Fund's underlying securities, or market liquidity decrease. In times of severe market disruption, including when trading of the Fund's holdings may be halted, the bid/ask spread may increase significantly. This means that Fund shares may trade at a discount to the Fund's NAV, and the discount is likely to be greatest during significant market volatility. During such periods, you may be unable to sell your shares or may incur significant losses if you sell your shares. There are various methods by which investors can purchase and sell shares of the Fund and various orders that may be placed. Investors should consult their financial intermediary before purchasing or selling shares of the Fund.

☛ **Large Shareholder Risk:** Shares of the Fund may be owned from time to time by one or more large shareholders, including Authorized Participants, market makers, third party investors, Matthews or affiliates of Matthews or the Fund. Redemptions by large shareholders could have a significant negative impact on the Fund. If a large shareholder were to redeem all, or a large portion, of its shares, the Fund may be forced to selling securities when it otherwise would not have done so, accelerating the realization of capital

gains, and increasing transaction costs. In addition, transactions by large shareholders may account for a large percentage of the trading volume on a national securities exchange causing reduced liquidity or have a material effect on the market price of the shares of the Fund.

✿ **Shares May Trade at Prices Other Than NAV:** As with all ETFs, shares of the Fund may be bought and sold in the secondary market at market prices. Although the creation/redemption feature is designed to help the market price of Fund shares approximate the Fund's NAV, market prices are not expected to correlate exactly to the Fund's NAV and there may be times when the market price of Fund shares is more than the intra-day value of the Fund's holdings (premium) or less than the intra-day value of the Fund's holdings (discount) due to supply and demand of the Fund's shares, during periods of market volatility or for other reasons. This risk is heightened in times of market volatility and volatility in the Fund's portfolio holdings, periods of steep market declines, and periods when there is limited trading activity for Fund shares in the secondary market, in which case such premiums or discounts may be significant. If an investor purchases shares of the Fund at a time when the market price is at a premium to the NAV of the shares or sells at a time when the market price is at a discount to the NAV of the shares, then the investor may sustain losses that are in addition to any losses caused by a decrease in NAV. Given the nature of the relevant markets for certain of the securities for the Fund, shares may trade at a larger premium or discount to NAV than shares of other kinds of ETFs. In addition, the securities held by the Fund may be traded in markets that close at a different time than the exchange on which the shares are listed. Liquidity in those securities may be reduced after the applicable closing times. Accordingly, during the time when the exchange is open but after the applicable market closing, fixing or settlement times, bid/ask spreads and the resulting premium or discount to the NAV of Fund shares may widen.

✿ **Trading:** Although shares of the Fund are listed for trading on a national securities exchange, and may be traded on other U.S. exchanges, there can be no assurance that the shares will trade with any volume, or at all, on any stock exchange. Because the Fund is new, no trading market for its shares may develop. In stressed market conditions, the liquidity of shares may begin to mirror the liquidity of the Fund's underlying portfolio holdings, which can be significantly less liquid than shares of the Fund. Trading in Fund shares on the exchange may be halted due to market conditions or for reasons that, in the view of the exchange, make trading in shares inadvisable. In addition, trading in Fund shares on the exchange is subject to trading halts caused by extraordinary market volatility pursuant to the exchange "circuit breaker" rules. If a trading halt or unanticipated early closing of the exchange occurs, a shareholder may be unable to purchase or sell shares of Fund. There can be no assurance that the requirements of the Exchange necessary to maintain the listing of the Fund will continue to be met or will remain unchanged.

**Convertible Securities Risk:** The Fund may invest in convertible preferred stocks, and convertible bonds and debentures. The risks of convertible bonds and debentures include repayment risk and interest rate risk. Many Asian and emerging market convertible securities are not rated by rating agencies. The Fund may invest in convertible debt securities of any maturity and in those that are unrated, or would be below investment grade (referred to as "junk bonds") if rated.

Therefore, credit risk may be greater for the Fund than for other funds in higher-grade securities. These securities are also subject to greater liquidity risk than many other securities.

**Credit Risk:** Credit risk refers to the risk that an issuer may default in the payment of principal and/or interest on an instrument.

**Interest Rate Risk:** Fixed-income securities may decline in value because of changes in interest rates. Bond prices generally rise when interest rates decline and generally decline when interest rates rise.

**High Yield Securities Risk:** High yield securities or unrated securities of similar credit quality (commonly known as "junk bonds") are more likely to default than higher rated securities. These securities typically entail greater potential price volatility and are considered predominantly speculative. Issuers of high yield securities may also be more susceptible to adverse economic and competitive industry conditions than those of higher-rated securities.

**Risks Associated with Smaller Companies:** Smaller companies may offer substantial opportunities for capital growth; they also involve substantial risks, and investments in smaller companies may be considered speculative. Such companies often have limited product lines, markets or financial resources. Securities of smaller companies may trade less frequently and in lesser volume than more widely held securities and the securities of smaller companies generally are subject to more abrupt or erratic price movements than more widely held or larger, more established companies or the market indices in general.

**Risks Associated with Medium-Size Companies:** Medium-size companies may be subject to a number of risks not associated with larger, more established companies, potentially making their stock prices more volatile and increasing the risk of loss.

**Country Concentration Risk:** The Fund may invest a significant portion of its total net assets in the securities of issuers located in a single country. An investment in the Fund therefore may entail greater risk than an investment in a fund that does not concentrate its investments in a single or small number of countries because these securities may be more sensitive to adverse social, political, economic or regulatory developments affecting that country or countries. As a result, events affecting a single or small number of countries may have a significant and potentially adverse impact on the Fund's investments, and the Fund's performance may be more volatile than that of funds that invest globally. The Fund may concentrate its investments in China.

**Risks Associated with China:** The Chinese government exercises significant control over China's economy through its industrial policies, monetary policy, management of currency exchange rates, and management of the payment of foreign currency-denominated obligations. Changes in these policies could adversely impact affected industries or companies in China. China's economy, particularly its export-oriented industries, may be adversely impacted by trade or political disputes with China's major trading partners, including the U.S. In addition, as its consumer class continues to grow, China's domestically oriented industries may be especially sensitive to changes in government policy and investment cycles.

**Risks Associated with India:** Government actions, bureaucratic obstacles and inconsistent economic reform within the Indian government have had a significant effect on the Indian economy and could adversely affect market conditions, economic growth and the profitability of private enterprises in India. Global factors and foreign actions may inhibit the flow of foreign capital on which India is dependent to sustain its growth. Large portions of many Indian companies remain in the hands of their founders (including members of their families). Corporate governance standards of family-controlled companies may be weaker and less transparent, which increases the potential for loss and unequal treatment of investors. India experiences many of the risks associated with developing economies, including relatively low levels of liquidity, which may result in extreme volatility in the prices of Indian securities.

Religious, cultural and military disputes persist in India and between India and Pakistan (as well as sectarian groups within each country). Both India and Pakistan have tested nuclear arms, and the threat of deployment of such weapons could hinder development of the Indian economy, and escalating tensions could impact the broader region, including China.

Indian securities may be subject to a short-term capital gains tax in India on gains realized upon disposition of securities lots held less than one year. The Fund accrues for this potential expense, which reduces its net asset values. For further information regarding this tax, please see page 102.

**Active Management Risk:** The Fund is actively managed by Matthews. There is the risk that Matthews may select securities that underperform the relevant stock market(s), the Fund's benchmark index or other funds with similar investment objectives and investment strategies.

**Sector Concentration Risk:** To the extent that the Fund emphasizes, from time to time, investments in a particular sector, the Fund will be subject to a greater degree to the risks particular to that sector, including the sectors described below. Market conditions, interest rates, and economic, regulatory, or financial developments could significantly affect a single sector. By focusing its investments in a particular sector, the Fund may face more risks than if it were diversified broadly over numerous sectors.

- *Financial Sector Risk:* As of December 31, 2023, 25% of the Fund's assets were invested in the financial sector. Financial companies are subject to extensive government regulation and can be significantly affected by the availability and cost of capital funds, changes in interest rates, the rate of corporate and consumer debt defaults, price competition and other sector-specific factors.
- *Information Technology Sector Risk:* As of December 31, 2023, 23% of the Fund's assets were invested in the information technology sector. The Fund may invest a significant portion of its assets in the information technology sector. and by rapid product obsolescence due to rapid development of technological innovations and frequent new product introduction. Other factors, such as short product cycle, possible loss or impairment of intellectual property rights, and changes in government regulations, may also adversely impact information technology companies. Information technology companies may be significantly affected by aggressive pricing as a result of intense competition.

**Non-Diversification Risk:** The Fund may be more susceptible to any single economic, political or regulatory event than a diversified fund because a higher percentage of the Fund's assets may be invested in the securities of a limited number of issuers.

**Cybersecurity Risk:** With the increased use of technologies such as the internet to conduct business, the Fund is susceptible to operational, information security, and related risks. Cyber incidents affecting the Fund or its service providers may cause disruptions and impact business operations, potentially resulting in financial losses, interference with the Fund's ability to calculate its NAV, impediments to trading, the inability of shareholders to transact business, violations of applicable privacy and other laws, regulatory fines, penalties, reputational damage, reimbursement or other compensation costs, or additional compliance costs.

## *Past Performance*

The Fund is new and does not have a full calendar year of performance or financial information to present. Once it has been in operation for a full calendar year, performance (including total return) and financial information will be presented. The Fund's benchmark index is the MSCI Emerging Markets Index.

## *Investment Advisor*

Matthews International Capital Management, LLC ("Matthews")

## *Portfolio Managers*

**Lead Manager:** Vivek Tanneeru has been a Portfolio Manager of the Matthews Emerging Markets Sustainable Future Active ETF since its inception in 2023.

**Co-Manager:** Inbok Song has been a Portfolio Manager of the Matthews Emerging Markets Sustainable Future Active ETF since its inception in 2023.

**Co-Manager:** Alex Zarechnak has been a Portfolio Manager of the Matthews Emerging Markets Sustainable Future Active ETF since 2024.

The Portfolio Managers are primarily responsible for the Fund's day-to-day investment management decisions. The Lead Manager is supported by and consults with the Co-Managers.

**For important information about the Purchase and Sale of Fund Shares; Tax Information; and Payments to Broker-Dealers and Other Financial Intermediaries, please turn to page 64.**



# Matthews Emerging Markets Discovery Active ETF

## FUND SUMMARY

### *Investment Objective*

Long-term capital appreciation.

### *Fees and Expenses of the Fund*

This table describes the fees and expenses that you may pay if you buy, hold and sell shares of this Fund. You may pay other fees, such as brokerage commissions and other fees to financial intermediaries, which are not reflected in the table and example below.

#### ANNUAL OPERATING EXPENSES

*(expenses that you pay each year as a percentage of the value of your investment)*

|  |              |
|--|--------------|
| Management Fees  | 0.99%        |
| Other Expenses   | 0.00%        |
| <b>Total Annual Fund Operating Expenses</b>                  | <b>0.99%</b> |
| Fee Waiver <sup>1</sup>                                      | (0.10%)      |
| <b>Total Annual Fund Operating Expenses After Fee Waiver</b> | <b>0.89%</b> |

(1) Matthews has contractually agreed to waive 0.10% of its management fee for this Fund. Any amount waived by Matthews pursuant to this agreement may not be recouped by Matthews. This agreement will remain in place until April 30, 2026 and may be terminated (i) at any time by the Board of Trustees upon 60 days' prior written notice to Matthews; or (ii) by Matthews at the annual expiration date of the agreement upon 60 days' prior written notice to the Trust, in each case without payment of any penalty.

#### EXAMPLE OF FUND EXPENSES

This example is intended to help you compare the cost of investing in the Fund with the cost of investing in other funds. The example assumes that you invest \$10,000 in the Fund for the time periods indicated and then sell all of your shares at the end of those periods. The example also assumes that your investment has a 5% return each year and that the Fund's operating expenses remain the same. Although your actual costs may be higher or lower, based on these assumptions your costs would be:

One year: \$91

Three years: \$305

#### PORTFOLIO TURNOVER

The Fund pays transaction costs, such as commissions, when it buys and sells securities (or "turns over" its portfolio). A higher portfolio turnover may indicate higher transaction costs and may result in higher taxes when Fund shares are held in a taxable account. These costs, which are not reflected in annual fund operating expenses or in the example of fund expenses, affect the Fund's performance. Because the Fund recently launched, no portfolio turnover data is available for the Fund.

### *Principal Investment Strategy*

Under normal circumstances, the Matthews Emerging Markets Discovery Active ETF seeks to achieve its investment objective by investing at least 65% of its net assets, which include borrowings for investment purposes, in the common and preferred stocks of Small Companies (defined below). The remainder of the portfolio may be invested in other investments that facilitate its investment objective, including mid and large capitalization securities. In addition, at least 80% of the Fund's net assets, which includes borrowings for investment purposes, will be invested in the common and preferred stocks of companies located in emerging market countries, such as China and India.

Emerging market countries generally include every country in the world except the United States, Australia, Canada, Hong Kong, Israel, Japan, New Zealand, Singapore and most of the countries in Western Europe. Certain emerging market countries may also be classified as "frontier" market countries, which are a subset of emerging market countries with newer or even less developed economies and markets, such as Sri Lanka and Vietnam. The list of emerging market countries and frontier market countries may

change from time to time. The Fund may also invest in companies located in developed countries; however, the Fund may not invest in any company located in a developed country if, at the time of purchase, more than 20% of the Fund's assets are invested in developed market companies. The Fund can concentrate its investments (meaning more than 25% of its assets) in a single country such as China. The Fund is non-diversified, which means that it may invest its assets in a smaller number of issuers than a diversified fund.

A company or other issuer is considered to be "located" in a country or a region, and a security or instrument is deemed to be an emerging market (or specific country) security or instrument, if it has substantial ties to that country or region. Matthews currently makes that determination based primarily on one or more of the following criteria: (A) with respect to a company or issuer, whether (i) it is organized under the laws of that country or any country in that region; (ii) it derives at least 50% of its revenues or profits from goods produced or sold, investments made, or services performed, or has at least 50% of its assets located, within that country or region; (iii) it has the primary trading markets for its securities in that country or region; (iv) it has its principal place of business in or is otherwise headquartered in that country or region; or (v) it is a governmental entity or an agency, instrumentality or a political subdivision of that country or any country in that region; and (B) with respect to an instrument or issue, whether (i) its issuer is headquartered or organized in that country or region; (ii) it is issued to finance a project that has at least 50% of its assets or operations in that country or region; (iii) it is at least 50% secured or backed by assets located in that country or region; (iv) it is a component of or its issuer is included in the MSCI Emerging Markets Small Cap Index; or (v) it is denominated in the currency of an emerging market country and addresses at least one of the other above criteria. The term "located" and the associated criteria listed above have been defined in such a way that Matthews has latitude in determining whether an issuer should be included within a region or country. Matthews may rely on only one criterion to determine location even if other criteria point to a different location. The Fund may also invest in depositary receipts that are treated as emerging markets investments, including American, European and Global Depositary Receipts.

The Fund seeks to invest in smaller companies capable of sustainable growth based on the fundamental characteristics of those companies, including balance sheet information; number of employees; size and stability of cash flow; management's depth, adaptability and integrity; product lines; marketing strategies; corporate governance; and financial health. Matthews generally determines whether a company should be considered to be a small company based on its market capitalization (the number of the company's shares outstanding times the market price per share for such securities). Under normal circumstances, the Fund invests at least 65% of its net assets in any company that has a market capitalization no higher than the greater of \$5 billion or the market capitalization of the largest company included in the MSCI Emerging Markets Small Cap Index (each, a "Small Company" and together, "Small Companies"). The largest company in the MSCI Emerging Markets Small Cap Index had a market capitalization of \$9.8 billion on December 31, 2023. Companies in which the Fund invests typically possess the potential to expand their scope of business over time. The implementation of the principal investment strategies of the

Fund may result in a significant portion of the Fund's assets being invested from time to time in one or more sectors, but the Fund may invest in companies in any sector.

### *Principal Risks of Investment*

There is no guarantee that your investment in the Fund will increase in value. The value of your investment in the Fund could go down, meaning you could lose money. The principal risks of investing in the Fund are:

**Foreign Investing Risk:** Investments in foreign securities may involve greater risks than investing in U.S. securities. As compared to U.S. companies, foreign issuers generally disclose less financial and other information publicly and are subject to less stringent and less uniform accounting, auditing and financial reporting standards. Foreign countries typically impose less thorough regulations on brokers, dealers, stock exchanges, corporate insiders and listed companies than does the U.S., and foreign securities markets may be less liquid and more volatile than U.S. markets. Investments in foreign securities generally involve higher costs than investments in U.S. securities, including higher transaction and custody costs as well as additional taxes imposed by foreign governments. In addition, security trading practices abroad may offer less protection to investors such as the Fund. Political or social instability, civil unrest, acts of terrorism, regional economic volatility, and the imposition of sanctions, confiscations, trade restrictions (including tariffs) and other government restrictions by the U.S. and/or other governments are other potential risks that could impact an investment in a foreign security. Settlement of transactions in some foreign markets may be delayed or may be less frequent than in the U.S., which could affect the liquidity of the Fund's portfolio.

**Risks Associated with Emerging and Frontier Markets:** Emerging and frontier markets are often less stable politically and economically than developed markets such as the U.S., and investing in these markets involves different and greater risks due to, among other factors, different accounting standards; variable quality and reliability of financial information and related audits of companies; higher brokerage costs and thinner trading markets as compared to those in developed countries; the possibility of currency transfer restrictions; and the risk of expropriation, nationalization or other adverse political, economic or social developments. There may be less publicly available information about companies in many emerging market countries, and the stock exchanges and brokerage industries in many emerging market countries typically do not have the level of government oversight as do those in the U.S. Securities markets of many emerging market countries are also substantially smaller, less liquid and more volatile than securities markets in the U.S. Additionally, investors may have substantial difficulties bringing legal actions to enforce or protect investors' rights, which can increase the risks of loss. Frontier markets, a subset of emerging markets, generally have smaller economies and even less mature capital markets than emerging markets. As a result, the risks of investing in emerging market countries are magnified in frontier market countries. Frontier markets are more susceptible to having abrupt changes in currency values, less mature markets and settlement practices, and lower trading volumes, which could lead to greater price volatility and illiquidity.

**Political, Social and Economic Risks of Investing in Asia:** The value of the Fund's assets may be adversely affected by

political, economic, social and religious instability; inadequate investor protection; changes in laws or regulations of countries within the Asian region (including countries in which the Fund invests, as well as the broader region); international relations with other nations; natural disasters; corruption and military activity. The economies of many Asian countries differ from the economies of more developed countries in many respects, such as rate of growth, inflation, capital reinvestment, resource self-sufficiency, financial system stability, the national balance of payments position and sensitivity to changes in global trade.

**Geopolitical Events Risk:** The interconnectivity between global economies and financial markets increases the likelihood that events or conditions in one region or financial market may adversely impact issuers in a different country, region or financial market. Securities in the Fund's portfolio may underperform due to inflation (or expectations for inflation), interest rates, global demand for particular products or resources, natural disasters, climate change and climate-related events, pandemics, epidemics, terrorism, international conflicts, regulatory events and governmental or quasi-governmental actions. The occurrence of global events similar to those in recent years may result in market volatility and may have long term effects on the global financial markets.

**Currency Risk:** When the Fund conducts securities transactions in a foreign currency, there is the risk of the value of the foreign currency increasing or decreasing against the value of the U.S. dollar. The value of an investment denominated in a foreign currency will decline in U.S. dollar terms if that currency weakens against the U.S. dollar. While the Fund is permitted to hedge currency risks, Matthews does not anticipate doing so at this time. Additionally, emerging market countries may utilize formal or informal currency-exchange controls or "capital controls." Capital controls may impose restrictions on the Fund's ability to repatriate investments or income. Such controls may also affect the value of the Fund's holdings.

**Risks Associated with Smaller Companies:** Smaller companies may offer substantial opportunities for capital growth; they also involve substantial risks, and investments in smaller companies may be considered speculative. Such companies often have limited product lines, markets or financial resources. Smaller companies may be more dependent on one or few key persons and may lack depth of management. Larger portions of their stock may be held by a small number of investors (including founders and management) than is typical of larger companies. Credit may be more difficult to obtain (and on less advantageous terms) than for larger companies. As a result, the influence of creditors (and the impact of financial or operating restrictions associated with debt financing) on smaller companies may be greater than that of larger or more established companies. The Fund may have more difficulty obtaining information about smaller companies, making it more difficult to evaluate the impact of market, economic, regulatory and other factors on them. Informational difficulties may also make valuing or disposing of their securities more difficult than it would for larger companies. Securities of smaller companies may trade less frequently and in lesser volume than more widely held securities and the securities of smaller companies generally are subject to more abrupt or erratic price movements than more widely held or larger, more established companies or the market indices in general. The value of securities of smaller

companies may react differently to political, market and economic developments than the markets as a whole or than other types of stocks. Some smaller companies may have aggressive capital structures, including high debt levels, and be involved in rapidly growing or changing industries or technologies with intense competition. These companies often have limited operating histories resulting in less predictable operating results.

**Growth Stock Risk:** Growth stocks may be more volatile than other stocks because they are more sensitive to investor perceptions of the issuing company's growth potential. Growth stocks may go in and out of favor over time and may perform differently than the market as a whole.

**Equity Securities Risk:** Equity securities may include common stock, preferred stock or other securities representing an ownership interest or the right to acquire an ownership interest in an issuer. Equity risk is the risk that stocks and other equity securities generally fluctuate in value more than bonds and may decline in value over short or extended periods. The value of stocks and other equity securities may be affected by changes in an issuer's financial condition, factors that affect a particular industry or industries, or as a result of changes in overall market, economic and political conditions that are not specifically related to a company or industry.

**Preferred Stock Risk:** Preferred stock normally pays dividends at a specified rate and has precedence over common stock in the event the issuer is liquidated or declares bankruptcy. However, in the event a company is liquidated or declares bankruptcy, the claims of owners of bonds take precedence over the claims of those who own preferred and common stock. If interest rates rise, the dividend on preferred stocks may be less attractive, causing the price of such stocks to decline.

**Depository Receipts Risk:** Although depository receipts have risks similar to the securities that they represent, they may also involve higher expenses and may trade at a discount (or premium) to the underlying security. In addition, depository receipts may not pass through voting and other shareholder rights, and may be less liquid than the underlying securities listed on an exchange.

**Volatility Risk:** The smaller size and lower levels of liquidity in emerging markets, as well as other factors, may result in changes in the prices of emerging market securities that are more volatile than those of companies in more developed regions. This volatility can cause the price of the Fund's shares to go up or down dramatically. Because of this volatility, this Fund is better suited for long-term investors (typically five years or longer). If the value of the Fund's investments declines, the net asset value of the Fund will decline and investors may lose some or all of the value of their investments.

**ETF Risks:** The Fund is an ETF, and, as a result of an ETF's structure, it is exposed to the following risks:

✳ **Authorized Participants, Market Makers, and Liquidity Providers Limitation Risk:** Only an Authorized Participant ("AP") may engage in creation or redemption transactions directly with the Fund. The Fund has a limited number of financial institutions that may act as APs, and none of these APs are or will be obligated to engage in creation or redemption transactions. In addition, there may be a limited number of market makers and/or liquidity providers in the marketplace with respect to the Fund's shares. To the

extent either of the following events occur, shares of the Fund may trade at a material discount to NAV and possibly face trading halts and/or delisting (that is, investors would no longer be able to trade the Fund's shares in the secondary market): (i) APs exit the business or otherwise become unable to process creation and/or redemption orders (including in situations where APs have limited or diminished access to capital required to post collateral), and no other APs step forward to perform these services, or (ii) market makers and/or liquidity providers exit the business or significantly reduce their business activities and no other entities step forward to perform their functions.

- ✱ **Cash Redemption Risk:** Unlike many ETFs, the Fund's investment strategy may require it to redeem shares of the Fund for cash or to otherwise include cash as part of its redemption proceeds. The Fund may be required to sell or unwind portfolio investments to obtain the cash needed to distribute redemption proceeds. This may cause the Fund to recognize a capital gain that it might not have recognized if it had made a redemption in-kind. As a result, the Fund may pay out higher annual capital gain distributions than if the in-kind redemption process was used. Cash redemptions may also entail higher transaction costs than in-kind redemptions, which costs may be passed on to redeemers of creation units of Fund shares in the form of redemption transaction fees. The cost of cash redemptions could also reduce the Fund's NAV to the extent that those costs are not fully offset by the redemption transaction fee charged to the redeeming Authorized Participant.
- ✱ **Costs of Buying or Selling Shares:** Due to the costs of buying or selling, including brokerage commissions imposed by brokers and bid/ask spreads, frequent trading of shares of the Fund may significantly reduce investment results and an investment in Fund shares may not be advisable for investors who anticipate regularly making small investments. The bid/ask spread of the Fund's shares varies over time based on the Fund's trading volume and market liquidity and may increase if the Fund's trading volume, the spread of the Fund's underlying securities, or market liquidity decrease. In times of severe market disruption, including when trading of the Fund's holdings may be halted, the bid/ask spread may increase significantly. This means that Fund shares may trade at a discount to the Fund's NAV, and the discount is likely to be greatest during significant market volatility. During such periods, you may be unable to sell your shares or may incur significant losses if you sell your shares. There are various methods by which investors can purchase and sell shares of the Fund and various orders that may be placed. Investors should consult their financial intermediary before purchasing or selling shares of the Fund.
- ✱ **Large Shareholder Risk:** Shares of the Fund may be owned from time to time by one or more large shareholders, including Authorized Participants, market makers, third party investors, Matthews or affiliates of Matthews or the Fund. Redemptions by large shareholders could have a significant negative impact on the Fund. If a large shareholder were to redeem all, or a large portion, of its shares, the Fund may be forced to selling securities when it otherwise would not have done so, accelerating the realization of capital gains, and increasing transaction costs. In addition, transactions by large shareholders may account for a large percentage of the trading volume on a national securities exchange causing reduced liquidity or have a material effect on the market price of the shares of the Fund.
- ✱ **Shares May Trade at Prices Other Than NAV:** As with all ETFs, shares of the Fund may be bought and sold in the secondary market at market prices. Although the creation/redemption feature is designed to help the market price of

Fund shares approximate the Fund's NAV, market prices are not expected to correlate exactly to the Fund's NAV and there may be times when the market price of Fund shares is more than the intra-day value of the Fund's holdings (premium) or less than the intra-day value of the Fund's holdings (discount) due to supply and demand of the Fund's shares, during periods of market volatility or for other reasons. This risk is heightened in times of market volatility and volatility in the Fund's portfolio holdings, periods of steep market declines, and periods when there is limited trading activity for Fund shares in the secondary market, in which case such premiums or discounts may be significant. If an investor purchases shares of the Fund at a time when the market price is at a premium to the NAV of the shares or sells at a time when the market price is at a discount to the NAV of the shares, then the investor may sustain losses that are in addition to any losses caused by a decrease in NAV. Given the nature of the relevant markets for certain of the securities for the Fund, shares may trade at a larger premium or discount to NAV than shares of other kinds of ETFs. In addition, the securities held by the Fund may be traded in markets that close at a different time than the exchange on which the shares are listed. Liquidity in those securities may be reduced after the applicable closing times. Accordingly, during the time when the exchange is open but after the applicable market closing, fixing or settlement times, bid/ask spreads and the resulting premium or discount to the NAV of Fund shares may widen.

- ✱ **Trading:** Although shares of the Fund are listed for trading on a national securities exchange, and may be traded on other U.S. exchanges, there can be no assurance that the shares will trade with any volume, or at all, on any stock exchange. Because the Fund is new, no trading market for its shares may develop. In stressed market conditions, the liquidity of shares may begin to mirror the liquidity of the Fund's underlying portfolio holdings, which can be significantly less liquid than shares of the Fund. Trading in Fund shares on the exchange may be halted due to market conditions or for reasons that, in the view of the exchange, make trading in shares inadvisable. In addition, trading in Fund shares on the exchange is subject to trading halts caused by extraordinary market volatility pursuant to the exchange "circuit breaker" rules. If a trading halt or unanticipated early closing of the exchange occurs, a shareholder may be unable to purchase or sell shares of Fund. There can be no assurance that the requirements of the Exchange necessary to maintain the listing of the Fund will continue to be met or will remain unchanged.

#### **Risks Associated with Medium-Size Companies:**

Medium-size companies may be subject to a number of risks not associated with larger, more established companies, potentially making their stock prices more volatile and increasing the risk of loss.

**Country Concentration Risk:** The Fund may invest a significant portion of its total net assets in the securities of issuers located in a single country. An investment in the Fund therefore may entail greater risk than an investment in a fund that does not concentrate its investments in a single or small number of countries because these securities may be more sensitive to adverse social, political, economic or regulatory developments affecting that country or countries. As a result, events affecting a single or small number of countries may have a significant and potentially adverse impact on the Fund's investments, and the Fund's performance may be more volatile than that of funds that invest globally. The Fund may concentrate its investments in China and India.



**Risks Associated with China:** The Chinese government exercises significant control over China's economy through its industrial policies, monetary policy, management of currency exchange rates, and management of the payment of foreign currency-denominated obligations. Changes in these policies could adversely impact affected industries or companies in China. China's economy, particularly its export-oriented industries, may be adversely impacted by trade or political disputes with China's major trading partners, including the U.S. In addition, as its consumer class continues to grow, China's domestically oriented industries may be especially sensitive to changes in government policy and investment cycles.

**Risks Associated with India:** Government actions, bureaucratic obstacles and inconsistent economic reform within the Indian government have had a significant effect on the Indian economy and could adversely affect market conditions, economic growth and the profitability of private enterprises in India. Global factors and foreign actions may inhibit the flow of foreign capital on which India is dependent to sustain its growth. Large portions of many Indian companies remain in the hands of their founders (including members of their families). Corporate governance standards of family-controlled companies may be weaker and less transparent, which increases the potential for loss and unequal treatment of investors. India experiences many of the risks associated with developing economies, including relatively low levels of liquidity, which may result in extreme volatility in the prices of Indian securities.

Religious, cultural and military disputes persist in India and between India and Pakistan (as well as sectarian groups within each country). Both India and Pakistan have tested nuclear arms, and the threat of deployment of such weapons could hinder development of the Indian economy, and escalating tensions could impact the broader region, including China.

Indian securities may be subject to a short-term capital gains tax in India on gains realized upon disposition of securities lots held less than one year. The Fund accrues for this potential expense, which reduces its net asset values. For further information regarding this tax, please see page 102.

**Risks Associated with Latin America:** The economies of Latin American countries have in the past experienced considerable difficulties, including high inflation rates, high interest rates, high unemployment, government overspending and political instability. Similar conditions in the present or future could impact the Fund's performance. Many Latin American countries are highly reliant on the exportation of commodities and their economies may be significantly impacted by fluctuations in commodity prices and the global demand for certain commodities. Investments in Latin American countries may be subject to currency risks, such as restrictions on the flow of money in and out of a country,

extreme volatility relative to the U.S. dollar, and devaluation, all of which could decrease the value of the Fund's investments. Other Latin American investment risks may include inadequate investor protection, less developed regulatory, accounting, auditing and financial standards, unfavorable changes in laws or regulations, natural disasters, corruption and military activity. The governments of many Latin American countries may also exercise substantial influence over many aspects of the private sector, and any such exercise could have a significant effect on companies in which the Fund invests. Securities of companies in Latin American countries may be subject to significant price volatility, which could impact Fund performance.

**Active Management Risk:** The Fund is actively managed by Matthews. There is the risk that Matthews may select securities that underperform the relevant stock market(s), the Fund's benchmark index or other funds with similar investment objectives and investment strategies.

**Sector Concentration Risk:** To the extent that the Fund emphasizes, from time to time, investments in a particular sector, the Fund will be subject to a greater degree to the risks particular to that sector, including the sectors described below. Market conditions, interest rates, and economic, regulatory, or financial developments could significantly affect a single sector. By focusing its investments in a particular sector, the Fund may face more risks than if it were diversified broadly over numerous sectors.

– *Industrial Sector Risk:* Industrial companies are affected by supply and demand both for their specific product or service and for industrial sector products in general. Government regulation, world events, exchange rates and economic conditions, technological developments and liabilities for environmental damage and general civil liabilities will likewise affect the performance of these companies.

**Non-Diversification Risk:** The Fund may be more susceptible to any single economic, political or regulatory event than a diversified fund because a higher percentage of the Fund's assets may be invested in the securities of a limited number of issuers.

**Cybersecurity Risk:** With the increased use of technologies such as the internet to conduct business, the Fund is susceptible to operational, information security, and related risks. Cyber incidents affecting the Fund or its service providers may cause disruptions and impact business operations, potentially resulting in financial losses, interference with the Fund's ability to calculate its NAV, impediments to trading, the inability of shareholders to transact business, violations of applicable privacy and other laws, regulatory fines, penalties, reputational damage, reimbursement or other compensation costs, or additional compliance costs.

## *Past Performance*

The Fund is new and does not have a full calendar year of performance or financial information to present. Once it has been in operation for a full calendar year, performance (including total return) and financial information will be presented. The Fund's primary benchmark index is the MSCI Emerging Markets Index and its secondary benchmark index is the MSCI Emerging Markets Small Cap Index.

## *Investment Advisor*

Matthews International Capital Management, LLC ("Matthews")

## *Portfolio Managers*

**Lead Manager:** Vivek Tanneeru has been a Portfolio Manager of the Matthews Emerging Markets Discovery Active ETF since its inception in 2024.

**Co-Manager:** Jeremy Sutch, CFA, has been a Portfolio Manager of the Matthews Emerging Markets Discovery Active ETF since its inception in 2024.

**Co-Manager:** Alex Zarechnak has been a Portfolio Manager of the Matthews Emerging Markets Discovery Active ETF since its inception in 2024.

**Co-Manager:** Hardy Zhu has been a Portfolio Manager of the Matthews Emerging Markets Discovery Active ETF since 2024.

The Portfolio Managers are primarily responsible for the Fund's day-to-day investment management decisions. The Lead Manager is supported by and consults with the Co-Managers.

**For important information about the Purchase and Sale of Fund Shares; Tax Information; and Payments to Broker-Dealers and Other Financial Intermediaries, please turn to page 64.**



# Matthews Asia Innovators Active ETF

## FUND SUMMARY

### *Investment Objective*

Long-term capital appreciation.

### *Fees and Expenses of the Fund*

This table describes the fees and expenses that you may pay if you buy, hold and sell shares of this Fund. You may pay other fees, such as brokerage commissions and other fees to financial intermediaries, which are not reflected in the table and example below.

#### ANNUAL OPERATING EXPENSES

(expenses that you pay each year as a percentage of the value of your investment)

|   |              |
|---|--------------|
| Management Fees                             | 0.79%        |
| Other Expenses                              | 0.00%        |
| <b>Total Annual Fund Operating Expenses</b> | <b>0.79%</b> |

#### EXAMPLE OF FUND EXPENSES

This example is intended to help you compare the cost of investing in the Fund with the cost of investing in other funds. The example assumes that you invest \$10,000 in the Fund for the time periods indicated and then sell all of your shares at the end of those periods. The example also assumes that your investment has a 5% return each year and that the Fund's operating expenses remain the same. Although your actual costs may be higher or lower, based on these assumptions your costs would be:

|                       |                           |                          |                         |
|-----------------------|---------------------------|--------------------------|-------------------------|
| <b>One year:</b> \$81 | <b>Three years:</b> \$252 | <b>Five years:</b> \$439 | <b>Ten years:</b> \$978 |
|-----------------------|---------------------------|--------------------------|-------------------------|

#### PORTFOLIO TURNOVER

The Fund pays transaction costs, such as commissions, when it buys and sells securities (or "turns over" its portfolio). A higher portfolio turnover may indicate higher transaction costs and may result in higher taxes when Fund shares are held in a taxable account. These costs, which are not reflected in annual fund operating expenses or in the example of fund expenses, affect the Fund's performance. During the most recent fiscal year, the Fund's portfolio turnover rate was 278% of the average value of its portfolio.

### *Principal Investment Strategy*

Under normal circumstances, the Matthews Asia Innovators Active ETF seeks to achieve its investment objective by investing at least 80% of its net assets, which include borrowings for investment purposes, in the common and preferred stocks of companies located in Asia ex Japan that Matthews believes are innovators in their products, services, processes, business models, management, use of technology, or approach to creating, expanding or servicing their markets. Asia ex Japan consists of all countries and markets in Asia excluding Japan, but including all other developed, emerging, and frontier countries and markets in the Asian region. Certain emerging market countries may also be classified as "frontier" market countries, which are a subset of emerging market countries with newer or even less developed economies and markets, such as Sri Lanka and Vietnam. A company or other issuer is considered to be "located" in a country or a region, and a security or instrument is deemed to be an Asian (or specific country) security or instrument, if it has substantial ties to that country or region. Matthews currently makes that determination based primarily on one or more of the following criteria: (A) with respect to a company or issuer, whether (i) it is organized under the laws of that country or any country in that region; (ii) it derives at least 50% of its revenues or profits from goods produced or sold, investments made, or services performed, or has at least 50% of its assets located, within that country or region; (iii) it has the primary trading markets for its securities in that country or region; (iv) it has its principal place of business in or is otherwise headquartered in that country or region; or (v) it is a governmental entity or an agency, instrumentality or a political subdivision of that country or any country in that region; and (B) with respect to an instrument or issue, whether (i) its issuer is headquartered or organized in that country or region; (ii) it is issued to finance a project that has at least 50% of its assets or operations in that country or region; (iii) it is at least 50% secured or backed by assets located in that country or

region; (iv) it is a component of or its issuer is included in the MSCI All Country Asia ex Japan Index, the Fund's primary benchmark index; or (v) it is denominated in the currency of an Asian country and addresses at least one of the other above criteria. The term "located" and the associated criteria listed above have been defined in such a way that Matthews has latitude in determining whether an issuer should be included within a region or country. The Fund may also invest in depositary receipts, including American, European and Global Depositary Receipts.

It is important to note that there are no universally agreed upon objective standards for assessing innovators. Innovative companies can be both old and new companies. Innovative companies can exist in any industries, old and new, and in any countries, emerging or developed. Companies perceived as innovators in one country or one industry might not be perceived as innovators in another country or another industry. For these reasons, the term innovators may be aspirational and tend to be stated broadly and applied flexibly.

The Fund seeks to invest in companies capable of sustainable growth based on the fundamental characteristics of those companies, including balance sheet information; number of employees; size and stability of cash flow; management's depth, adaptability and integrity; product lines; marketing strategies; corporate governance; and financial health. The Fund may invest in companies of any size, including smaller size companies. Matthews measures a company's size with respect to fundamental criteria such as, but not limited to, market capitalization, book value, revenues, profits, cash flow, dividends paid and number of employees.

The Fund expects to focus its investments in the common and preferred stocks of companies in science-related and technology-related sectors, which Matthews considers to be the following, among others: telecommunications, telecommunications equipment, computers, semiconductors, semiconductor capital equipment, networking, Internet and online service companies, media, office automation, server hardware producers, software companies (*e.g.*, design, consumer and industrial), biotechnology and medical device technology companies, pharmaceuticals and companies involved in the distribution and servicing of these products. The implementation of the principal investment strategies of the Fund may result in a significant portion of the Fund's assets being invested from time to time in one or more additional sectors, but the Fund may invest in companies in any sector. The implementation of the Fund's principal investment strategies may also result in high portfolio turnover rates.

### *Principal Risks of Investment*

There is no guarantee that your investment in the Fund will increase in value. The value of your investment in the Fund could go down, meaning you could lose money. The principal risks of investing in the Fund are:

#### **Political, Social and Economic Risks of Investing in Asia:**

The value of the Fund's assets may be adversely affected by political, economic, social and religious instability; inadequate investor protection; changes in laws or regulations of countries within the Asian region (including countries in which the Fund invests, as well as the broader region); international relations with other nations; natural disasters;

corruption and military activity. The economies of many Asian countries differ from the economies of more developed countries in many respects, such as rate of growth, inflation, capital reinvestment, resource self-sufficiency, financial system stability, the national balance of payments position and sensitivity to changes in global trade.

**Geopolitical Events Risk:** The interconnectivity between global economies and financial markets increases the likelihood that events or conditions in one region or financial market may adversely impact issuers in a different country, region or financial market. Securities in the Fund's portfolio may underperform due to inflation (or expectations for inflation), interest rates, global demand for particular products or resources, natural disasters, climate change and climate-related events, pandemics, epidemics, terrorism, international conflicts, regulatory events and governmental or quasi-governmental actions. The occurrence of global events similar to those in recent years may result in market volatility and may have long term effects on the global financial markets.

**Currency Risk:** When the Fund conducts securities transactions in a foreign currency, there is the risk of the value of the foreign currency increasing or decreasing against the value of the U.S. dollar. The value of an investment denominated in a foreign currency will decline in U.S. dollar terms if that currency weakens against the U.S. dollar. While the Fund is permitted to hedge currency risks, Matthews does not anticipate doing so at this time. Additionally, Asian countries may utilize formal or informal currency-exchange controls or "capital controls." Capital controls may impose restrictions on the Fund's ability to repatriate investments or income. Such controls may also affect the value of the Fund's holdings.

#### **Risks Associated with Emerging and Frontier Markets:**

Many Asian countries are considered emerging or frontier markets. Such markets are often less stable politically and economically than developed markets such as the United States, and investing in these markets involves different and greater risks due to, among other factors, different accounting standards; variable quality and reliability of financial information and related audits of companies; higher brokerage costs and thinner trading markets as compared to those in developed countries; the possibility of currency transfer restrictions; and the risk of expropriation, nationalization or other adverse political, economic or social developments. There may be less publicly available information about companies in many Asian countries, and the stock exchanges and brokerage industries in many Asian countries typically do not have the level of government oversight as do those in the United States. Securities markets of many Asian countries are also substantially smaller, less liquid and more volatile than securities markets in the United States. Additionally, investors may have substantial difficulties bringing legal actions to enforce or protect investors' rights, which can increase the risks of loss. Frontier markets, a subset of emerging markets, generally have smaller economies and even less mature capital markets than emerging markets. As a result, the risks of investing in emerging market countries are magnified in frontier market countries. Frontier markets are more susceptible to having abrupt changes in currency values, less mature markets and settlement practices, and lower trading volumes, which could lead to greater price volatility and illiquidity.

**Risks Associated with Investing in Innovative Companies:**

The standards for assessing innovative companies tend to have many subjective characteristics, can be difficult to analyze, and frequently involve a balancing of a company's business plans, objectives, actual conduct and other factors. The definition of innovators can vary over different periods and can evolve over time. They may also be difficult to apply consistently across regions, countries, industries or sectors.

**High Portfolio Turnover Risk:** The Fund's principal investment strategies may result in high portfolio turnover rates, which may increase the Fund's brokerage commission costs and negatively impact the Fund's performance. Such portfolio turnover also may generate higher taxable gains for share- holders of the Fund.

**Equity Securities Risk:** Equity securities may include common stock, preferred stock or other securities representing an ownership interest or the right to acquire an ownership interest in an issuer. Equity risk is the risk that stocks and other equity securities generally fluctuate in value more than bonds and may decline in value over short or extended periods. The value of stocks and other equity securities may be affected by changes in an issuer's financial condition, factors that affect a particular industry or industries, or as a result of changes in overall market, economic and political conditions that are not specifically related to a company or industry.

**Preferred Stock Risk:** Preferred stock normally pays dividends at a specified rate and has precedence over common stock in the event the issuer is liquidated or declares bankruptcy. However, in the event a company is liquidated or declares bankruptcy, the claims of owners of bonds take precedence over the claims of those who own preferred and common stock. If interest rates rise, the dividend on preferred stocks may be less attractive, causing the price of such stocks to decline.

**Growth Stock Risk:** Growth stocks may be more volatile than other stocks because they are more sensitive to investor perceptions of the issuing company's growth potential. Growth stocks may go in and out of favor over time and may perform differently than the market as a whole.

**Science and Technology Companies Risk:** As a fund that invests in companies in science-related and technology-related sectors, the Fund is subject to the risks associated with those sectors. This makes the Fund more vulnerable to the price changes of securities issuers in science- and technology-related sectors and to factors that affect these sectors, relative to a broadly diversified fund. Certain science- and technology-related companies may face special risks because their products or services may not prove to be commercially successful. Many science and technology companies have limited operating histories and experience in managing adverse market conditions, and are also strongly affected by worldwide scientific or technological developments and global demand cycles. As a result, their products may rapidly become obsolete, which could cause a dramatic decrease in the value of their stock. Such companies are also often subject to governmental regulation and may therefore be adversely affected by changes in governmental policies. The possible loss or impairment of intellectual property rights may also negatively impact science and technology companies.

**Concentration Risk:** By focusing on a sector or group of industries, the Fund carries much greater risks of adverse developments and price movements in such industries than a fund that invests in a wider variety of industries. Because the Fund may concentrate in a group of industries, there is also the risk that the Fund will perform poorly during a slump in demand for securities of companies in such industries.

**Depository Receipts Risk:** Although depository receipts have risks similar to the securities that they represent, they may also involve higher expenses and may trade at a discount (or premium) to the underlying security. In addition, depository receipts may not pass through voting and other shareholder rights, and may be less liquid than the underlying securities listed on an exchange.

**Volatility Risk:** The smaller size and lower levels of liquidity in emerging markets, as well as other factors, may result in changes in the prices of Asian securities that are more volatile than those of companies in more developed regions. This volatility can cause the price of the Fund's shares to go up or down dramatically. Because of this volatility, this Fund is better suited for long-term investors (typically five years or longer).

**ETF Risks:** The Fund is an ETF, and, as a result of an ETF's structure, it is exposed to the following risks:

- **Authorized Participants, Market Makers, and Liquidity Providers Limitation Risk:** Only an Authorized Participant ("AP") may engage in creation or redemption transactions directly with the Fund. The Fund has a limited number of financial institutions that may act as APs, and none of these APs are or will be obligated to engage in creation or redemption transactions. In addition, there may be a limited number of market makers and/or liquidity providers in the marketplace with respect to the Fund's shares. To the extent either of the following events occur, shares of the Fund may trade at a material discount to NAV and possibly face trading halts and/or delisting (that is, investors would no longer be able to trade the Fund's shares in the secondary market): (i) APs exit the business or otherwise become unable to process creation and/or redemption orders (including in situations where APs have limited or diminished access to capital required to post collateral), and no other APs step forward to perform these services, or (ii) market makers and/or liquidity providers exit the business or significantly reduce their business activities and no other entities step forward to perform their functions.
- **Cash Redemption Risk:** Unlike many ETFs, the Fund's investment strategy may require it to redeem shares of the Fund for cash or to otherwise include cash as part of its redemption proceeds. The Fund may be required to sell or unwind portfolio investments to obtain the cash needed to distribute redemption proceeds. This may cause the Fund to recognize a capital gain that it might not have recognized if it had made a redemption in-kind. As a result, the Fund may pay out higher annual capital gain distributions than if the in-kind redemption process was used. Cash redemptions may also entail higher transaction costs than in-kind redemptions, which costs may be passed on to redeemers of creation units of Fund shares in the form of redemption transaction fees. The cost of cash redemptions could also reduce the Fund's NAV to the extent that those costs are not fully offset by the redemption transaction fee charged to the redeeming Authorized Participant.

- **Costs of Buying or Selling Shares:** Due to the costs of buying or selling, including brokerage commissions imposed by brokers and bid/ask spreads, frequent trading of shares of the Fund may significantly reduce investment results and an investment in Fund shares may not be advisable for investors who anticipate regularly making small investments. The bid/ask spread of the Fund's shares varies over time based on the Fund's trading volume and market liquidity and may increase if the Fund's trading volume, the spread of the Fund's underlying securities, or market liquidity decrease. In times of severe market disruption, including when trading of the Fund's holdings may be halted, the bid/ask spread may increase significantly. This means that Fund shares may trade at a discount to the Fund's NAV, and the discount is likely to be greatest during significant market volatility. During such periods, you may be unable to sell your shares or may incur significant losses if you sell your shares. There are various methods by which investors can purchase and sell shares of the Fund and various orders that may be placed. Investors should consult their financial intermediary before purchasing or selling shares of the Fund.
  - **Large Shareholder Risk:** Shares of the Fund may be owned from time to time by one or more large shareholders, including Authorized Participants, market makers, third party investors, Matthews or affiliates of Matthews or the Fund. Redemptions by large shareholders could have a significant negative impact on the Fund. If a large shareholder were to redeem all, or a large portion, of its shares, the Fund may be forced to selling securities when it otherwise would not have done so, accelerating the realization of capital gains, and increasing transaction costs. In addition, transactions by large shareholders may account for a large percentage of the trading volume on a national securities exchange causing reduced liquidity or have a material effect on the market price of the shares of the Fund.
  - **Shares May Trade at Prices Other Than NAV:** As with all ETFs, shares of the Fund may be bought and sold in the secondary market at market prices. Although the creation/redemption feature is designed to help the market price of Fund shares approximate the Fund's NAV, market prices are not expected to correlate exactly to the Fund's NAV and there may be times when the market price of Fund shares is more than the intra-day value of the Fund's holdings (premium) or less than the intra-day value of the Fund's holdings (discount) due to supply and demand of the Fund's shares during periods of market volatility or for other reasons. This risk is heightened in times of market volatility and volatility in the Fund's portfolio holdings, periods of steep market declines, and periods when there is limited trading activity for Fund shares in the secondary market, in which case such premiums or discounts may be significant. If an investor purchases shares of the Fund at a time when the market price is at a premium to the NAV of the shares or sells at a time when the market price is at a discount to the NAV of the shares, then the investor may sustain losses that are in addition to any losses caused by a decrease in NAV. Given the nature of the relevant markets for certain of the securities for the Fund, shares may trade at a larger premium or discount to NAV than shares of other kinds of ETFs. In addition, the securities held by the Fund may be traded in markets that close at a different time than the exchange on which the shares are listed. Liquidity in those securities may be reduced after the applicable closing times. Accordingly, during the time when the exchange is open but after the applicable market closing, fixing or settlement times, bid/ask spreads and the resulting premium or discount to the NAV of Fund shares may widen.
  - **Trading:** Although shares of the Fund are listed for trading on a national securities exchange, and may be traded on other U.S. exchanges, there can be no assurance that the shares will trade with any volume, or at all, on any stock exchange. In stressed market conditions, the liquidity of shares may begin to mirror the liquidity of the Fund's underlying portfolio holdings, which can be significantly less liquid than shares of the Fund. Trading in Fund shares on the exchange may be halted due to market conditions or for reasons that, in the view of the exchange, make trading in shares inadvisable. In addition, trading in Fund shares on the exchange is subject to trading halts caused by extraordinary market volatility pursuant to the exchange "circuit breaker" rules. If a trading halt or unanticipated early closing of the exchange occurs, a shareholder may be unable to purchase or sell shares of a Fund. There can be no assurance that the requirements of the Exchange necessary to maintain the listing of the Fund will continue to be met or will remain unchanged.
- Risks Associated with Smaller Companies:** Smaller companies may offer substantial opportunities for capital growth; they also involve substantial risks, and investments in smaller companies may be considered speculative. Such companies often have limited product lines, markets or financial resources. Securities of smaller companies may trade less frequently and in lesser volume than more widely held securities and the securities of smaller companies generally are subject to more abrupt or erratic price movements than more widely held or larger, more established companies or the market indices in general.
- Risks Associated with China and Hong Kong:** The Chinese government exercises significant control over China's economy through its industrial policies, monetary policy, management of currency exchange rates, and management of the payment of foreign currency-denominated obligations. Changes in these policies could adversely impact affected industries or companies in China. China's economy, particularly its export oriented industries, may be adversely impacted by trade or political disputes with China's major trading partners, including the U.S. In addition, as its consumer class continues to grow, China's domestically oriented industries may be especially sensitive to changes in government policy and investment cycles. As demonstrated by Hong Kong protests in recent years over political, economic, and legal freedoms, and the Chinese government's response to them, considerable political uncertainty continues to exist within Hong Kong. Due to the interconnected nature of the Hong Kong and Chinese economies, this instability in Hong Kong may cause uncertainty in the Hong Kong and Chinese markets. If China were to exert its authority so as to alter the economic, political or legal structures or the existing social policy of Hong Kong, investor and business confidence in Hong Kong could be negatively affected and have an adverse effect on the Fund's investments.
- Risks Associated with India:** Government actions, bureaucratic obstacles and inconsistent economic reform within the Indian government have had a significant effect on the Indian economy and could adversely affect market conditions, economic growth and the profitability of private enterprises in India. Global factors and foreign actions may inhibit the flow of foreign capital on which India is dependent to sustain its growth. Large portions of many Indian companies remain in the hands of their founders (including members of their families). Corporate governance standards of family-

controlled companies may be weaker and less transparent, which increases the potential for loss and unequal treatment of investors. India experiences many of the risks associated with developing economies, including relatively low levels of liquidity, which may result in extreme volatility in the prices of Indian securities.

Religious, cultural and military disputes persist in India and between India and Pakistan (as well as sectarian groups within each country). Both India and Pakistan have tested nuclear arms, and the threat of deployment of such weapons could hinder development of the Indian economy, and escalating tensions could impact the broader region, including China.

Indian securities may be subject to a short-term capital gains tax in India on gains realized upon disposition of securities lots held less than one year. The Fund accrues for this potential expense, which reduces its net asset values. For further information regarding this tax, please see page 102.

**Active Management Risk:** The Fund is actively managed by Matthews. There is the risk that Matthews may select securities that underperform the relevant stock market(s), the Fund's benchmark index or other funds with similar investment objectives and investment strategies.

**Sector Concentration Risk:** To the extent that the Fund emphasizes, from time to time, investments in a particular sector, the Fund will be subject to a greater degree to the risks particular to that sector, including the sectors described below.

Market conditions, interest rates, and economic, regulatory, or financial developments could significantly affect a single sector. By focusing its investments in a particular sector, the Fund may face more risks than if it were diversified broadly over numerous sectors.


- *Information Technology Sector Risk:* As of December 31, 2023, 33% of the Fund's assets were invested in the information technology sector. The Fund may invest a significant portion of its assets in the information technology sector. and by rapid product obsolescence due to rapid development of technological innovations and frequent new product introduction. Other factors, such as short product cycle, possible loss or impairment of intellectual property rights, and changes in government regulations, may also adversely impact information technology companies. Information technology companies may be significantly affected by aggressive pricing as a result of intense competition.
- *Consumer Discretionary Sector Risk:* As of December 31, 2023, 25% of the Fund's assets were invested in the consumer discretionary sector. The success of consumer product manufacturers and retailers is tied closely to the performance of the overall local and international economies, interest rates, competition and consumer confidence. Success of companies in the consumer discretionary sector depends heavily on disposable household income and consumer spending. Changes in demographics and consumer tastes can also affect the demand for, and success of, consumer products and services in the marketplace.

**Cybersecurity Risk:** With the increased use of technologies such as the internet to conduct business, the Fund is susceptible to operational, information security, and related risks. Cyber incidents affecting the Fund or its service providers may cause disruptions and impact business operations, potentially resulting in financial losses, interference with the Fund's ability to calculate its NAV, impediments to trading, the inability of shareholders to transact business, violations of applicable privacy and other laws, regulatory fines, penalties, reputational damage, reimbursement or other compensation costs, or additional compliance costs.

## Past Performance

The bar chart below shows the Fund's performance over certain periods of time and how it has varied from year to year, reflective of the Fund's volatility and some indication of risk. Also shown are the best and worst quarters for this time period. The table below shows the Fund's performance over certain periods of time, along with performance of its benchmark index. The information presented below is past performance, before and after taxes, and is not a prediction of future results. Both the bar chart and performance table assume reinvestment of all dividends and distributions. For the Fund's most recent month-end performance, please visit [matthewsasia.com](http://matthewsasia.com) or call 833.228.5605.

### ANNUAL RETURN FOR YEARS ENDED 12/31



### AVERAGE ANNUAL TOTAL RETURNS FOR PERIODS ENDED DECEMBER 31, 2023

|   | 1 year | Since Inception<br>(7/13/2022) |
|---|--------|--------------------------------|
| <b>Matthews Asia Innovators Active ETF</b>  |        |                                |
| Return before taxes   | -1.83% | -3.30%                         |
| Return after taxes on distributions <sup>1</sup>  | -1.96% | -3.39%                         |
| Return after taxes on distributions and sale of Fund shares <sup>1</sup>                  | -0.89% | -2.47%                         |
| <b>MSCI AC Asia ex Japan Index</b><br>(reflects no deduction for fees, expenses or taxes) | 6.34%  | 3.25%                          |

<sup>1</sup> After-tax returns are calculated using the highest historical individual federal marginal income tax rates and do not reflect the impact of state and local taxes. Actual after-tax returns depend on an investor's tax situation and may differ from those shown. After-tax returns shown are not relevant to investors who hold their Fund shares through tax-deferred arrangements, such as 401(k) plans or individual retirement accounts.

## Investment Advisor

Matthews International Capital Management, LLC ("Matthews")

## Portfolio Managers

**Lead Manager:** Michael J. Oh, CFA, has been a Portfolio Manager of the Matthews Asia Innovators Active ETF since its inception in 2022.

**Co-Manager:** Inbok Song has been a Portfolio Manager of the Matthews Asia Innovators Active ETF since 2023.

The Portfolio Managers are primarily responsible for the Fund's day-to-day investment management decisions. The Lead Manager is supported by and consults with the Co-Manager.

**For important information about the Purchase and Sale of Fund Shares; Tax Information; and Payments to Broker-Dealers and Other Financial Intermediaries, please turn to page 64.**





# Matthews Pacific Tiger Active ETF

## FUND SUMMARY

### *Investment Objective*

Long-term capital appreciation.

### *Fees and Expenses of the Fund*

This table describes the fees and expenses that you may pay if you buy, hold and sell shares of this Fund. You may pay other fees, such as brokerage commissions and other fees to financial intermediaries, which are not reflected in the table and example below.

#### ANNUAL OPERATING EXPENSES

(expenses that you pay each year as a percentage of the value of your investment)

|   |              |
|---|--------------|
| Management Fees                             | 0.79%        |
| Other Expenses                              | 0.00%        |
| <b>Total Annual Fund Operating Expenses</b> | <b>0.79%</b> |

#### EXAMPLE OF FUND EXPENSES

This example is intended to help you compare the cost of investing in the Fund with the cost of investing in other funds. The example assumes that you invest \$10,000 in the Fund for the time periods indicated and then sell all of your shares at the end of those periods. The example also assumes that your investment has a 5% return each year and that the Fund's operating expenses remain the same. Although your actual costs may be higher or lower, based on these assumptions your costs would be:

One year: \$81

Three years: \$252

#### PORTFOLIO TURNOVER

The Fund pays transaction costs, such as commissions, when it buys and sells securities (or "turns over" its portfolio). A higher portfolio turnover may indicate higher transaction costs and may result in higher taxes when Fund shares are held in a taxable account. These costs, which are not reflected in annual fund operating expenses or in the example of fund expenses, affect the Fund's performance. During the most recent fiscal year, the Fund's portfolio turnover rate was 12% of the average value of its portfolio.

### *Principal Investment Strategy*

Under normal circumstances, the Matthews Pacific Tiger Active ETF seeks to achieve its investment objective by investing at least 80% of its net assets, which include borrowings for investment purposes, in the common and preferred stocks of companies located in Asia excluding Japan, but including all other developed, emerging, and frontier countries and markets in the Asian region. Certain emerging market countries may also be classified as "frontier" market countries, which are a subset of emerging market countries with newer or even less developed economies and markets, such as Sri Lanka and Vietnam. A company or other issuer is considered to be "located" in the Asia ex Japan region, and a security or instrument is deemed to be an Asia ex Japan security or instrument, if it has substantial ties to that region. Matthews currently makes that determination based primarily on one or more of the following criteria: (A) with respect to a company or issuer, whether (i) it is organized under the laws of any country in that region; (ii) it derives at least 50% of its revenues or profits from goods produced or sold, investments made, or services performed, or has at least 50% of its assets located, within that region; (iii) it has the primary trading markets for its securities in that region; (iv) it has its principal place of business in or is otherwise headquartered in that region; or (v) it is a governmental entity or an agency, instrumentality or a political subdivision of any country in that region; and (B) with respect to an instrument or issue, whether (i) its issuer is headquartered or organized in that region; (ii) it is issued to finance a project that has at least 50% of its assets or operations in that region; (iii) it is at least 50% secured or backed by assets located in that region; (iv) it is a component of or its issuer is included in the MSCI All Country Asia ex Japan Index, the Fund's primary benchmark index; or (v) it is denominated in the currency of a country in that region and addresses at least one of the other above criteria. The term "located" and the asso-

ciated criteria listed above have been defined in such a way that Matthews has latitude in determining whether an issuer should be included within a region or country. Matthews may rely on only one criterion to determine location even if other criteria point to a different location. The Fund may also invest in depositary receipts, including American, European and Global Depositary Receipts. The Fund may invest up to 20% of its net assets in debt securities, including securities issued by government entities and their political subdivisions.

The Fund seeks to invest in companies capable of sustainable growth based on the fundamental characteristics of those companies, including balance sheet information; number of employees; size and stability of cash flow; management's depth, adaptability and integrity; product lines; marketing strategies; corporate governance; and financial health. Matthews expects that the companies in which the Fund invests typically will be of medium or large size, but the Fund may invest in companies of any size. Matthews measures a company's size with respect to fundamental criteria such as, but not limited to, market capitalization, book value, revenues, profits, cash flow, dividends paid and number of employees. The implementation of the principal investment strategies of the Fund may result in a significant portion of the Fund's assets being invested from time to time in one or more sectors, but the Fund may invest in companies in any sector.

### *Principal Risks of Investment*

There is no guarantee that your investment in the Fund will increase in value. The value of your investment in the Fund could go down, meaning you could lose money. The principal risks of investing in the Fund are:

#### **Political, Social and Economic Risks of Investing in Asia:**

The value of the Fund's assets may be adversely affected by political, economic, social and religious instability; inadequate investor protection; changes in laws or regulations of countries within the Asian region (including countries in which the Fund invests, as well as the broader region); international relations with other nations; natural disasters; corruption and military activity. The economies of many Asian countries differ from the economies of more developed countries in many respects, such as rate of growth, inflation, capital reinvestment, resource self-sufficiency, financial system stability, the national balance of payments position and sensitivity to changes in global trade.

**Geopolitical Events Risk:** The interconnectivity between global economies and financial markets increases the likelihood that events or conditions in one region or financial market may adversely impact issuers in a different country, region or financial market. Securities in the Fund's portfolio may underperform due to inflation (or expectations for inflation), interest rates, global demand for particular products or resources, natural disasters, climate change and climate-related events, pandemics, epidemics, terrorism, international conflicts, regulatory events and governmental or quasi-governmental actions. The occurrence of global events similar to those in recent years may result in market volatility and may have long term effects on the global financial markets.

**Currency Risk:** When the Fund conducts securities transactions in a foreign currency, there is the risk of the value of the foreign currency increasing or decreasing against the value of the U.S. dollar. The value of an investment denominated in

a foreign currency will decline in U.S. dollar terms if that currency weakens against the U.S. dollar. While the Fund is permitted to hedge currency risks, Matthews does not anticipate doing so at this time. Additionally, Asian countries may utilize formal or informal currency-exchange controls or "capital controls." Capital controls may impose restrictions on the Fund's ability to repatriate investments or income. Such controls may also affect the value of the Fund's holdings.

#### **Risks Associated with Emerging and Frontier Markets:**

Many Asian countries are considered emerging or frontier markets. Such markets are often less stable politically and economically than developed markets such as the United States, and investing in these markets involves different and greater risks due to, among other factors, different accounting standards; variable quality and reliability of financial information and related audits of companies; higher brokerage costs and thinner trading markets as compared to those in developed countries; the possibility of currency transfer restrictions; and the risk of expropriation, nationalization or other adverse political, economic or social developments. There may be less publicly available information about companies in many Asian countries, and the stock exchanges and brokerage industries in many Asian countries typically do not have the level of government oversight as do those in the United States. Securities markets of many Asian countries are also substantially smaller, less liquid and more volatile than securities markets in the United States. Additionally, investors may have substantial difficulties bringing legal actions to enforce or protect investors' rights, which can increase the risks of loss. Frontier markets, a subset of emerging markets, generally have smaller economies and even less mature capital markets than emerging markets. As a result, the risks of investing in emerging market countries are magnified in frontier market countries. Frontier markets are more susceptible to having abrupt changes in currency values, less mature markets and settlement practices, and lower trading volumes, which could lead to greater price volatility and illiquidity.

**Equity Securities Risk:** Equity securities may include common stock, preferred stock or other securities representing an ownership interest or the right to acquire an ownership interest in an issuer. Equity risk is the risk that stocks and other equity securities generally fluctuate in value more than bonds and may decline in value over short or extended periods. The value of stocks and other equity securities may be affected by changes in an issuer's financial condition, factors that affect a particular industry or industries, or as a result of changes in overall market, economic and political conditions that are not specifically related to a company or industry.

**Preferred Stock Risk:** Preferred stock normally pays dividends at a specified rate and has precedence over common stock in the event the issuer is liquidated or declares bankruptcy. However, in the event a company is liquidated or declares bankruptcy, the claims of owners of bonds take precedence over the claims of those who own preferred and common stock. If interest rates rise, the dividend on preferred stocks may be less attractive, causing the price of such stocks to decline.

**Growth Stock Risk:** Growth stocks may be more volatile than other stocks because they are more sensitive to investor perceptions of the issuing company's growth potential. Growth stocks may go in and out of favor over time and may perform differently than the market as a whole.

**Depository Receipts Risk:** Although depository receipts have risks similar to the securities that they represent, they may also involve higher expenses and may trade at a discount (or premium) to the underlying security. In addition, depository receipts may not pass through voting and other shareholder rights, and may be less liquid than the underlying securities listed on an exchange.

**Volatility Risk:** The smaller size and lower levels of liquidity in emerging markets, as well as other factors, may result in changes in the prices of Asian securities that are more volatile than those of companies in more developed regions. This volatility can cause the price of the Fund's shares to go up or down dramatically. Because of this volatility, this Fund is better suited for long-term investors (typically five years or longer). If the value of the Fund's investments declines, the net asset value of the Fund will decline and investors may lose some of all of the value of their investments.

**ETF Risks:** The Fund is an ETF, and, as a result of an ETF's structure, it is exposed to the following risks:

- ✱ **Authorized Participants, Market Makers, and Liquidity Providers Limitation Risk:** Only an Authorized Participant ("AP") may engage in creation or redemption transactions directly with the Fund. The Fund has a limited number of financial institutions that may act as APs, and none of these APs are or will be obligated to engage in creation or redemption transactions. In addition, there may be a limited number of market makers and/or liquidity providers in the marketplace with respect to the Fund's shares. To the extent either of the following events occur, shares of the Fund may trade at a material discount to NAV and possibly face trading halts and/or delisting (that is, investors would no longer be able to trade the Fund's shares in the secondary market): (i) APs exit the business or otherwise become unable to process creation and/or redemption orders (including in situations where APs have limited or diminished access to capital required to post collateral), and no other APs step forward to perform these services, or (ii) market makers and/or liquidity providers exit the business or significantly reduce their business activities and no other entities step forward to perform their functions.
- ✱ **Cash Redemption Risk:** Unlike many ETFs, the Fund's investment strategy may require it to redeem shares of the Fund for cash or to otherwise include cash as part of its redemption proceeds. The Fund may be required to sell or unwind portfolio investments to obtain the cash needed to distribute redemption proceeds. This may cause the Fund to recognize a capital gain that it might not have recognized if it had made a redemption in-kind. As a result, the Fund may pay out higher annual capital gain distributions than if the in-kind redemption process was used. Cash redemptions may also entail higher transaction costs than in-kind redemptions, which costs may be passed on to redeemers of creation units of Fund shares in the form of redemption transaction fees. The cost of cash redemptions could also reduce the Fund's NAV to the extent that those costs are not fully offset by the redemption transaction fee charged to the redeeming Authorized Participant.
- ✱ **Costs of Buying or Selling Shares:** Due to the costs of buying or selling, including brokerage commissions imposed by brokers and bid/ask spreads, frequent trading of shares of the Fund may significantly reduce investment results and an investment in Fund shares may not be advisable for investors who anticipate regularly making small investments. The bid/ask spread of the Fund's shares varies over time based on the Fund's trading volume and market

liquidity and may increase if the Fund's trading volume, the spread of the Fund's underlying securities, or market liquidity decrease. In times of severe market disruption, including when trading of the Fund's holdings may be halted, the bid/ask spread may increase significantly. This means that Fund shares may trade at a discount to the Fund's NAV, and the discount is likely to be greatest during significant market volatility. During such periods, you may be unable to sell your shares or may incur significant losses if you sell your shares. There are various methods by which investors can purchase and sell shares of the Fund and various orders that may be placed. Investors should consult their financial intermediary before purchasing or selling shares of the Fund.

- ✱ **Large Shareholder Risk:** Shares of the Fund may be owned from time to time by one or more large shareholders, including Authorized Participants, market makers, third party investors, Matthews or affiliates of Matthews or the Fund. Redemptions by large shareholders could have a significant negative impact on the Fund. If a large shareholder were to redeem all, or a large portion, of its shares, the Fund may be forced to selling securities when it otherwise would not have done so, accelerating the realization of capital gains, and increasing transaction costs. In addition, transactions by large shareholders may account for a large percentage of the trading volume on a national securities exchange causing reduced liquidity or have a material effect on the market price of the shares of the Fund.
- ✱ **Shares May Trade at Prices Other Than NAV:** As with all ETFs, shares of the Fund may be bought and sold in the secondary market at market prices. Although the creation/redemption feature is designed to help the market price of Fund shares approximate the Fund's NAV, market prices are not expected to correlate exactly to the Fund's NAV and there may be times when the market price of Fund shares is more than the intra-day value of the Fund's holdings (premium) or less than the intra-day value of the Fund's holdings (discount) due to supply and demand of the Fund's shares during periods of market volatility or for other reasons. This risk is heightened in times of market volatility and volatility in the Fund's portfolio holdings, periods of steep market declines, and periods when there is limited trading activity for Fund shares in the secondary market, in which case such premiums or discounts may be significant. If an investor purchases shares of the Fund at a time when the market price is at a premium to the NAV of the shares or sells at a time when the market price is at a discount to the NAV of the shares, then the investor may sustain losses that are in addition to any losses caused by a decrease in NAV. Given the nature of the relevant markets for certain of the securities for the Fund, shares may trade at a larger premium or discount to NAV than shares of other kinds of ETFs. In addition, the securities held by the Fund may be traded in markets that close at a different time than the exchange on which the shares are listed. Liquidity in those securities may be reduced after the applicable closing times. Accordingly, during the time when the exchange is open but after the applicable market closing, fixing or settlement times, bid/ask spreads and the resulting premium or discount to the NAV of Fund shares may widen.
- ✱ **Trading:** Although shares of the Fund are listed for trading on a national securities exchange, and may be traded on other U.S. exchanges, there can be no assurance that the shares will trade with any volume, or at all, on any stock exchange. Because the Fund is new, no trading market for its shares may develop. In stressed market conditions, the liquidity of shares may begin to mirror the liquidity of the

Fund's underlying portfolio holdings, which can be significantly less liquid than shares of the Fund. Trading in Fund shares on the exchange may be halted due to market conditions or for reasons that, in the view of the exchange, make trading in shares inadvisable. In addition, trading in Fund shares on the exchange is subject to trading halts caused by extraordinary market volatility pursuant to the exchange "circuit breaker" rules. If a trading halt or unanticipated early closing of the exchange occurs, a shareholder may be unable to purchase or sell shares of the Fund. There can be no assurance that the requirements of the Exchange necessary to maintain the listing of the Fund will continue to be met or will remain unchanged.

**Risks Associated with Medium-Size Companies:**

Medium-size companies may be subject to a number of risks not associated with larger, more established companies, potentially making their stock prices more volatile and increasing the risk of loss.

**Risks Associated with China and Hong Kong:** The Chinese government exercises significant control over China's economy through its industrial policies, monetary policy, management of currency exchange rates, and management of the payment of foreign currency-denominated obligations. Changes in these policies could adversely impact affected industries or companies in China. China's economy, particularly its export-oriented industries, may be adversely impacted by trade or political disputes with China's major trading partners, including the U.S. In addition, as its consumer class continues to grow, China's domestically oriented industries may be especially sensitive to changes in government policy and investment cycles. As demonstrated by Hong Kong protests in recent years over political, economic, and legal freedoms, and the Chinese government's response to them, considerable political uncertainty continues to exist within Hong Kong. Due to the interconnected nature of the Hong Kong and Chinese economies, this instability in Hong Kong may cause uncertainty in the Hong Kong and Chinese markets. If China were to exert its authority so as to alter the economic, political or legal structures or the existing social policy of Hong Kong, investor and business confidence in Hong Kong could be negatively affected and have an adverse effect on the Fund's investments.

**Risks Associated with India:** Government actions, bureaucratic obstacles and inconsistent economic reform within the Indian government have had a significant effect on the Indian economy and could adversely affect market conditions, economic growth and the profitability of private enterprises in India. Global factors and foreign actions may inhibit the flow of foreign capital on which India is dependent to sustain its growth. Large portions of many Indian companies remain in the hands of their founders (including members of their families). Corporate governance standards of family controlled companies may be weaker and less transparent, which increases the potential for loss and unequal treatment of

investors. India experiences many of the risks associated with developing economies, including relatively low levels of liquidity, which may result in extreme volatility in the prices of Indian securities.

Religious, cultural and military disputes persist in India, and between India and Pakistan (as well as sectarian groups within each country). Both India and Pakistan have tested nuclear arms, and the threat of deployment of such weapons could hinder development of the Indian economy, and escalating tensions could impact the broader region, including China. Indian securities may be subject to a short-term capital gains tax in India on gains realized upon disposition of securities lots held less than one year. The Fund accrues for this potential expense, which reduces its net asset values. For further information regarding this tax, please see page 102.

**Active Management Risk:** The Fund is actively managed by Matthews. There is the risk that Matthews may select securities that underperform the relevant stock market(s), the Fund's benchmark index or other funds with similar investment objectives and investment strategies.

**Sector Concentration Risk:** To the extent that the Fund emphasizes, from time to time, investments in a particular sector, the Fund will be subject to a greater degree to the risks particular to that sector, including the sectors described below. Market conditions, interest rates, and economic, regulatory, or financial developments could significantly affect a single sector. By focusing its investments in a particular sector, the Fund may face more risks than if it were diversified broadly over numerous sectors.

– *Information Technology Sector Risk:* As of December 31, 2023, 28% of the Fund's assets were invested in the information technology discretionary sector.

Information technology companies may be significantly affected by aggressive pricing as a result of intense competition and by rapid product obsolescence due to rapid development of technological innovations and frequent new product introduction. Other factors, such as short product cycle, possible loss or impairment of intellectual property rights, and changes in government regulations, may also adversely impact information technology companies.

**Cybersecurity Risk:** With the increased use of technologies such as the internet to conduct business, the Fund is susceptible to operational, information security, and related risks. Cyber incidents affecting the Fund or its service providers may cause disruptions and impact business operations, potentially resulting in financial losses, interference with the Fund's ability to calculate its NAV, impediments to trading, the inability of shareholders to transact business, violations of applicable privacy and other laws, regulatory fines, penalties, reputational damage, reimbursement or other compensation costs, or additional compliance costs.

## *Past Performance*

The Fund is new and does not have a full calendar year of performance or financial information to present. Once it has been in operation for a full calendar year, performance (including total return) and financial information will be presented. The Fund's primary benchmark index is the MSCI All Country Asia ex Japan Index.

## *Investment Advisor*

Matthews International Capital Management, LLC ("Matthews")

## *Portfolio Managers*

**Lead Manager:** Sean Taylor is Chief Investment Officer and has been a Portfolio Manager of the Matthews Pacific Tiger Active ETF since 2023.

**Lead Manager:** Inbok Song has been a Portfolio Manager of the Matthews Pacific Tiger Active ETF since its inception in 2023.

**Co-Manager:** Winnie Chwang has been a Portfolio Manager of the Matthews Pacific Tiger Active ETF since its inception in 2023.

**Co-Manager:** Andrew Mattock, CFA, has been a Portfolio Manager of the Matthews Pacific Tiger Active ETF since 2023.

**Co-Manager:** Peeyush Mittal, CFA, has been a Portfolio Manager of the Matthews Pacific Tiger Active ETF since 2023.

**Co-Manager:** Jeremy Sutch, CFA, has been a Portfolio Manager of the Matthews Pacific Tiger Active ETF since 2023.

The Portfolio Managers are primarily responsible for the Fund's day-to-day investment management decisions. The Lead Managers are supported by and consult with the Co-Managers.

**For important information about the Purchase and Sale of Fund Shares; Tax Information; and Payments to Broker-Dealers and Other Financial Intermediaries, please turn to page 64.**



# Matthews China Active ETF

## FUND SUMMARY

### *Investment Objective*

Long-term capital appreciation.

### *Fees and Expenses of the Fund*

This table describes the fees and expenses that you may pay if you buy, hold and sell shares of this Fund. You may pay other fees, such as brokerage commissions and other fees to financial intermediaries, which are not reflected in the table and example below.

#### ANNUAL OPERATING EXPENSES

(expenses that you pay each year as a percentage of the value of your investment)

|   |              |
|---|--------------|
| Management Fees                             | 0.79%        |
| Other Expenses                              | 0.00%        |
| <b>Total Annual Fund Operating Expenses</b> | <b>0.79%</b> |

#### EXAMPLE OF FUND EXPENSES

This example is intended to help you compare the cost of investing in the Fund with the cost of investing in other funds. The example assumes that you invest \$10,000 in the Fund for the time periods indicated and then sell all of your shares at the end of those periods. The example also assumes that your investment has a 5% return each year and that the Fund's operating expenses remain the same. Although your actual costs may be higher or lower, based on these assumptions your costs would be:

|                |                    |                   |                  |
|----------------|--------------------|-------------------|------------------|
| One year: \$81 | Three years: \$252 | Five years: \$439 | Ten years: \$978 |
|----------------|--------------------|-------------------|------------------|

#### PORTFOLIO TURNOVER

The Fund pays transaction costs, such as commissions, when it buys and sells securities (or "turns over" its portfolio). A higher portfolio turnover may indicate higher transaction costs and may result in higher taxes when Fund shares are held in a taxable account. These costs, which are not reflected in annual fund operating expenses or in the example of fund expenses, affect the Fund's performance. During the most recent fiscal year, the Fund's portfolio turnover rate was 59% of the average value of its portfolio.

### *Principal Investment Strategy*

Under normal circumstances, the Matthews China Active ETF seeks to achieve its investment objective by investing at least 80% of its net assets, which include borrowings for investment purposes, in the common and preferred stocks of companies located in China. China includes its administrative and other districts, such as Hong Kong and Macau. A company or other issuer is considered to be "located" in China and a security or instrument is deemed to be a Chinese security or instrument, if it has substantial ties to China. Matthews currently makes that determination based primarily on one or more of the following criteria: (A) with respect to a company or issuer, whether (i) it is organized under the laws of China; (ii) it derives at least 50% of its revenues or profits from goods produced or sold, investments made, or services performed, or has at least 50% of its assets located, within China; (iii) it has the primary trading markets for its securities in China; (iv) it has its principal place of business in or is otherwise headquartered in China; or (v) it is a governmental entity or an agency, instrumentality or a political subdivision of China; and (B) with respect to an instrument or issue, whether (i) its issuer is headquartered or organized in China; (ii) it is issued to finance a project that has at least 50% of its assets or operations in China; (iii) it is at least 50% secured or backed by assets located in China; (iv) it is a component of or its issuer is included in the MSCI China Index, the Fund's primary benchmark index; or (v) it is denominated in the currency of China and addresses at least one of the other above criteria. The term "located" and the associated criteria listed above have been defined in such a way that Matthews has latitude in determining whether an issuer should be included within China. The Fund may also invest in depositary receipts, including American, European and Global Depositary Receipts.

The Fund seeks to invest in companies capable of sustainable growth based on the fundamental characteristics of those companies, including balance sheet information; number of employees; size and stability of cash flow; management's depth, adaptability and integrity; product lines; marketing strategies; corporate governance; and financial health. Matthews expects that the companies in which the Fund invests typically will be of medium or large size, but the Fund may invest in companies of any size. Matthews measures a company's size with respect to fundamental criteria such as, but not limited to, market capitalization, book value, revenues, profits, cash flow, dividends paid and number of employees. The implementation of the principal investment strategies of the Fund may result in a significant portion of the Fund's assets being invested from time to time in one or more sectors, but the Fund may invest in companies in any sector.

### *Principal Risks of Investment*

There is no guarantee that your investment in the Fund will increase in value. The value of your investment in the Fund could go down, meaning you could lose money. The principal risks of investing in the Fund are:

#### **Political, Social and Economic Risks of Investing in Asia:**

The value of the Fund's assets may be adversely affected by political, economic, social and religious instability; inadequate investor protection; changes in laws or regulations of countries within the Asian region (including countries in which the Fund invests, as well as the broader region); international relations with other nations; natural disasters; corruption and military activity. The economies of many Asian countries differ from the economies of more developed countries in many respects, such as rate of growth, inflation, capital reinvestment, resource self-sufficiency, financial system stability, the national balance of payments position and sensitivity to changes in global trade.

**Geopolitical Events Risk:** The interconnectivity between global economies and financial markets increases the likelihood that events or conditions in one region or financial market may adversely impact issuers in a different country, region or financial market. Securities in the Fund's portfolio may underperform due to inflation (or expectations for inflation), interest rates, global demand for particular products or resources, natural disasters, climate change and climate-related events, pandemics, epidemics, terrorism, international conflicts, regulatory events and governmental or quasi-governmental actions. The occurrence of global events similar to those in recent years may result in market volatility and may have long term effects on the global financial markets.

**Currency Risk:** When the Fund conducts securities transactions in a foreign currency, there is the risk of the value of the foreign currency increasing or decreasing against the value of the U.S. dollar. The value of an investment denominated in a foreign currency will decline in U.S. dollar terms if that currency weakens against the U.S. dollar. While the Fund is permitted to hedge currency risks, Matthews does not anticipate doing so at this time. Additionally, China may utilize formal or informal currency-exchange controls or "capital controls." Capital controls may impose restrictions on the Fund's ability to repatriate investments or income. Such controls may also affect the value of the Fund's holdings.

**Risks Associated with China and Hong Kong:** The Chinese government exercises significant control over China's

economy through its industrial policies (e.g., allocation of resources and other preferential treatment), monetary policy, management of currency exchange rates, and management of the payment of foreign currency-denominated obligations. Changes in these policies could adversely impact affected industries or companies in China. China's economy, particularly its export-oriented industries, may be adversely impacted by trade or political disputes with China's major trading partners, including the U.S. In addition, as its consumer class continues to grow, China's domestically oriented industries may be especially sensitive to changes in government policy and investment cycles. As demonstrated by Hong Kong protests in recent years over political, economic, and legal freedoms, and the Chinese government's response to them, considerable political uncertainty continues to exist within Hong Kong. Due to the interconnected nature of the Hong Kong and Chinese economies, this instability in Hong Kong may cause uncertainty in the Hong Kong and Chinese markets. If China were to exert its authority so as to alter the economic, political or legal structures or the existing social policy of Hong Kong, investor and business confidence in Hong Kong could be negatively affected and have an adverse effect on the Fund's investments.

**Risks Associated with Variable Interest Entities:** The Fund may invest in certain operating companies in China through legal structures known as variable interest entities ("VIEs"). In China, ownership of companies in certain sectors by foreign individuals and entities (including U.S. persons and entities such as the Funds) is prohibited. In order to facilitate foreign investment in these businesses, many Chinese companies have created VIEs, through which foreign investors hold stock in a shell company that has entered into service and other contracts with the China-based operating company, allowing U.S. investors to obtain economic exposure to the China-based company through contractual means rather than through formal equity ownership. VIEs are a longstanding industry practice and well known to officials and regulators in China; however, VIEs are not formally recognized under Chinese law. Recently, the government of China placed restrictions on China-based companies raising capital offshore, including through VIE structures. Investors face uncertainty about future actions by the government of China that could significantly affect an operating company's financial performance and the enforceability of the shell company's contractual arrangements. Under extreme circumstances, China might prohibit the existence of VIEs, or sever their ability to transmit economic and governance rights to foreign investors; if so, the market value of the Fund's associated portfolio holdings would likely decline significantly, which could result in substantial investment losses.

**Equity Securities Risk:** Equity securities may include common stock, preferred stock or other securities representing an ownership interest or the right to acquire an ownership interest in an issuer. Equity risk is the risk that stocks and other equity securities generally fluctuate in value more than bonds and may decline in value over short or extended periods. The value of stocks and other equity securities may be affected by changes in an issuer's financial condition, factors that affect a particular industry or industries, or as a result of changes in overall market, economic and political conditions that are not specifically related to a company or industry.

**Preferred Stock Risk:** Preferred stock normally pays dividends at a specified rate and has precedence over common stock in

the event the issuer is liquidated or declares bankruptcy. However, in the event a company is liquidated or declares bankruptcy, the claims of owners of bonds take precedence over the claims of those who own preferred and common stock. If interest rates rise, the dividend on preferred stocks may be less attractive, causing the price of such stocks to decline.

**Growth Stock Risk:** Growth stocks may be more volatile than other stocks because they are more sensitive to investor perceptions of the issuing company's growth potential. Growth stocks may go in and out of favor over time and may perform differently than the market as a whole.

**Depository Receipts Risk:** Although depository receipts have risks similar to the securities that they represent, they may also involve higher expenses and may trade at a discount (or premium) to the underlying security. In addition, depository receipts may not pass through voting and other shareholder rights, and may be less liquid than the underlying securities listed on an exchange.

**Volatility Risk:** The smaller size and lower levels of liquidity in emerging markets, as well as other factors, may result in changes in the prices of Asian securities that are more volatile than those of companies in more developed regions. This volatility can cause the price of the Fund's shares to go up or down dramatically. Because of this volatility, this Fund is better suited for long-term investors (typically five years or longer).

**ETF Risks:** The Fund is an ETF, and, as a result of an ETF's structure, it is exposed to the following risks:

- **Authorized Participants, Market Makers, and Liquidity Providers Limitation Risk:** Only an Authorized Participant ("AP") may engage in creation or redemption transactions directly with the Fund. The Fund has a limited number of financial institutions that may act as APs, and none of these APs are or will be obligated to engage in creation or redemption transactions. In addition, there may be a limited number of market makers and/or liquidity providers in the marketplace in respect to the Fund's shares. To the extent either of the following events occur, shares of the Fund may trade at a material discount to NAV and possibly face trading halts and/or delisting (that is, investors would no longer be able to trade the Fund's shares in the secondary market): (i) APs exit the business or otherwise become unable to process creation and/or redemption orders (including in situations where APs have limited or diminished access to capital required to post collateral), and no other APs step forward to perform these services, or (ii) market makers and/or liquidity providers exit the business or significantly reduce their business activities and no other entities step forward to perform their functions.
- **Cash Redemption Risk:** Unlike many ETFs, the Fund's investment strategy may require it to redeem shares of the Fund for cash or to otherwise include cash as part of its redemption proceeds. The Fund may be required to sell or unwind portfolio investments to obtain the cash needed to distribute redemption proceeds. This may cause the Fund to recognize a capital gain that it might not have recognized if it had made a redemption in-kind. As a result, the Fund may pay out higher annual capital gain distributions than if the in-kind redemption process was used. Cash redemptions may also entail higher transaction costs than in-kind redemptions, which costs may be passed on to redeemers of creation units of Fund shares in the form of redemption transaction fees. The cost of cash redemptions could also

reduce the Fund's NAV to the extent that those costs are not fully offset by the redemption transaction fee charged to the redeeming Authorized Participant.

- **Costs of Buying or Selling Shares:** Due to the costs of buying or selling, including brokerage commissions imposed by brokers and bid/ask spreads, frequent trading of shares of the Fund may significantly reduce investment results and an investment in Fund shares may not be advisable for investors who anticipate regularly making small investments. The spread of the Fund's shares varies over time based on the Fund's trading volume and market liquidity and may increase if the Fund's trading volume, the spread of the Fund's underlying securities, or market liquidity decrease. In times of severe market disruption, including when trading of the Fund's holdings may be halted, the bid/ask spread may increase significantly. This means that Fund shares may trade at a discount to the Fund's NAV, and the discount is likely to be greatest during significant market volatility. During such periods, you may be unable to sell your shares or may incur significant losses if you sell your shares. There are various methods by which investors can purchase and sell shares of the Fund and various orders that may be placed. Investors should consult their financial intermediary before purchasing or selling shares of the Fund.
- **Large Shareholder Risk:** Shares of the Fund may be owned from time to time by one or more large shareholders, including Authorized Participants, market makers, third party investors, Matthews or affiliates of Matthews or the Fund. Redemptions by large shareholders could have a significant negative impact on the Fund. If a large shareholder were to redeem all, or a large portion, of its shares, the Fund may be forced to selling securities when it otherwise would not have done so, accelerating the realization of capital gains, and increasing transaction costs. In addition, transactions by large shareholders may account for a large percentage of the trading volume on a national securities exchange causing reduced liquidity or have a material effect on the market price of the shares of the Fund.
- **Shares May Trade at Prices Other Than NAV:** As with all ETFs, shares of the Fund may be bought and sold in the secondary market at market prices. Although the creation/redemption feature is designed to help the market price of Fund shares approximate the Fund's NAV, market prices are not expected to correlate exactly to the Fund's NAV and there may be times when the market price of Fund shares is more than the intra-day value of the Fund's holdings (premium) or less than the intra-day value of the Fund's holdings (discount) due to supply and demand of the Fund's shares during periods of market volatility or for other reasons. This risk is heightened in times of market volatility and volatility in the Fund's portfolio holdings, periods of steep market declines, and periods when there is limited trading activity for Fund shares in the secondary market, in which case such premiums or discounts may be significant. If an investor purchases shares of the Fund at a time when the market price is at a premium to the NAV of the shares or sells at a time when the market price is at a discount to the NAV of the shares, then the investor may sustain losses that are in addition to any losses caused by a decrease in NAV. Given the nature of the relevant markets for certain of the securities for the Fund, shares may trade at a larger premium or discount to NAV than shares of other kinds of ETFs. In addition, the securities held by the Fund may be traded in markets that close at a different time than the exchange on which Fund shares are listed. Liquidity in those securities may be reduced after the applicable closing



times. Accordingly, during the time when the exchange is open but after the applicable market closing, fixing or settlement times, bid/ask spreads and the resulting premium or discount to the NAV of Fund shares may widen.

- **Trading:** Although shares of the Fund are listed for trading on a national securities exchange, and may be traded on other U.S. exchanges, there can be no assurance that the shares will trade with any volume, or at all, on any stock exchange. In stressed market conditions, the liquidity of shares may begin to mirror the liquidity of the Fund's underlying portfolio holdings, which can be significantly less liquid than shares of the Fund. Trading in Fund shares on the exchange may be halted due to market conditions or for reasons that, in the view of the exchange, make trading in shares inadvisable. In addition, trading in Fund shares on the exchange is subject to trading halts caused by extraordinary market volatility pursuant to the exchange "circuit breaker" rules. If a trading halt or unanticipated early closing of the exchange occurs, a shareholder may be unable to purchase or sell shares of a Fund. There can be no assurance that the requirements of the exchange necessary to maintain the listing of the Fund will continue to be met or will remain unchanged.

**Active Management Risk:** The Fund is actively managed by Matthews. There is the risk that Matthews may select securities that underperform the relevant stock market(s), the Fund's benchmark index or other funds with similar investment objectives and investment strategies.

**Sector Concentration Risk:** To the extent that the Fund emphasizes, from time to time, investments in a particular sector, the Fund will be subject to a greater degree to the risks particular to that sector, including the sectors described below. Market conditions, interest rates, and economic, regulatory, or financial developments could significantly affect a single sector. By focusing its investments in a particular sector, the Fund may face more risks than if it were diversified broadly over numerous sectors.

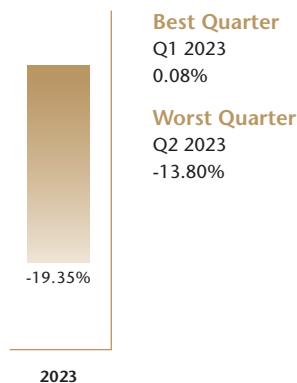
- *Consumer Discretionary Sector Risk:* As of December 31, 2023, 34% of the Fund's assets were invested in the consumer discretionary sector. The success of consumer product manufacturers and retailers is tied closely to the performance of the overall local and international economies, interest rates, competition and consumer confidence. Success of companies in the consumer discretionary sector depends heavily on disposable household income and consumer spending. Changes in demographics and consumer tastes can also affect the demand for, and success of, consumer products and services in the marketplace.

**Cybersecurity Risk:** With the increased use of technologies such as the internet to conduct business, the Fund is susceptible to operational, information security, and related risks. Cyber incidents affecting the Fund or its service providers may cause disruptions and impact business operations, potentially resulting in financial losses, interference with the Fund's ability to calculate its NAV, impediments to trading, the inability of shareholders to transact business, violations of applicable privacy and other laws, regulatory fines, penalties, reputational damage, reimbursement or other compensation costs, or additional compliance costs.

## Past Performance

The bar chart below shows the Fund's performance over certain periods of time and how it has varied from year to year, reflective of the Fund's volatility and some indication of risk. Also shown are the best and worst quarters for this time period. The table below shows the Fund's performance over certain periods of time, along with performance of the Fund's benchmark indices. The information presented below is past performance, before and after taxes, and is not a prediction of future results. Both the bar chart and performance table assume reinvestment of all dividends and distributions. For the Fund's most recent month-end performance, please visit [matthewsasia.com](http://matthewsasia.com) or call 833.228.5605.

### ANNUAL RETURN FOR YEARS ENDED 12/31



### AVERAGE ANNUAL TOTAL RETURNS FOR PERIODS ENDED DECEMBER 31, 2023

|   | 1 year  | Since Inception<br>(7/13/22) |
|---|---------|------------------------------|
| <b>Matthews China Active ETF</b>  |         |                              |
| Return before taxes   | -19.35% | -15.89%                      |
| Return after taxes on distributions <sup>1</sup>  | -19.54% | -16.03%                      |
| Return after taxes on distributions and sale of Fund shares <sup>1</sup>                  | -11.12% | -11.91%                      |
| <b>MSCI China Index</b><br>(reflects no deduction for fees, expenses or taxes)            | -11.04% | -12.49%                      |
| <b>MSCI China All Shares Index</b><br>(reflects no deduction for fees, expenses or taxes) | -11.35% | -13.90%                      |

<sup>1</sup> After-tax returns are calculated using the highest historical individual federal marginal income tax rates and do not reflect the impact of state and local taxes. Actual after-tax returns depend on an investor's tax situation and may differ from those shown. After-tax returns shown are not relevant to investors who hold their Fund shares through tax-deferred arrangements, such as 401(k) plans or individual retirement accounts.

## Investment Advisor

Matthews International Capital Management, LLC ("Matthews")

## Portfolio Managers

**Lead Manager:** Andrew Mattock, CFA, has been a Portfolio Manager of the Matthews China Active ETF since its inception in 2022.

**Co-Manager:** Winnie Chwang has been a Portfolio Manager of the Matthews China Active ETF since its inception in 2022.

**Co-Manager:** Sherwood Zhang, CFA, has been a Portfolio Manager of the Matthews China Active ETF since its inception in 2022.

**Co-Manager:** Hardy Zhu has been a Portfolio Manager of the Matthews China Active ETF since 2024.

The Portfolio Managers are primarily responsible for the Fund's day-to-day investment management decisions. The Lead Manager is supported by and consults with the Co-Managers.

**For important information about the Purchase and Sale of Fund Shares; Tax Information; and Payments to Broker-Dealers and Other Financial Intermediaries, please turn to page 64.**



# Matthews China Discovery Active ETF

## FUND SUMMARY

### *Investment Objective*

Long-term capital appreciation.

### *Fees and Expenses of the Fund*

This table describes the fees and expenses that you may pay if you buy, hold and sell shares of this Fund. You may pay other fees, such as brokerage commissions and other fees to financial intermediaries, which are not reflected in the table and example below.

#### ANNUAL OPERATING EXPENSES

(expenses that you pay each year as a percentage of the value of your investment)

|  |              |
|--|--------------|
| Management Fees  | 0.99%        |
| Other Expenses   | 0.00%        |
| <b>Total Annual Fund Operating Expenses</b>                  | <b>0.99%</b> |
| Fee Waiver <sup>1</sup>                                      | (0.10%)      |
| <b>Total Annual Fund Operating Expenses After Fee Waiver</b> | <b>0.89%</b> |

(1) Matthews has contractually agreed to waive 0.10% of its management fee for this Fund. Any amount waived by Matthews pursuant to this agreement may not be recouped by Matthews. This agreement will remain in place until April 30, 2026 and may be terminated (i) at any time by the Board of Trustees upon 60 days' prior written notice to Matthews; or (ii) by Matthews at the annual expiration date of the agreement upon 60 days' prior written notice to the Trust, in each case without payment of any penalty.

#### EXAMPLE OF FUND EXPENSES

This example is intended to help you compare the cost of investing in the Fund with the cost of investing in other funds. The example assumes that you invest \$10,000 in the Fund for the time periods indicated and then sell all of your shares at the end of those periods. The example also assumes that your investment has a 5% return each year and that the Fund's operating expenses remain the same. Although your actual costs may be higher or lower, based on these assumptions your costs would be:

One year: \$91

Three year: \$305

#### PORTFOLIO TURNOVER

The Fund pays transaction costs, such as commissions, when it buys and sells securities (or "turns over" its portfolio). A higher portfolio turnover may indicate higher transaction costs and may result in higher taxes when Fund shares are held in a taxable account. These costs, which are not reflected in annual fund operating expenses or in the example of fund expenses, affect the Fund's performance. Because the Fund recently launched, no portfolio turnover data is available for the Fund.

### *Principal Investment Strategy*

Under normal circumstances, the Matthews China Discovery Active ETF seeks to achieve its investment objective by investing at least 65% of its net assets, which include borrowings for investment purposes, in the common and preferred stocks of Small Companies (defined below). The remainder of the portfolio may be invested in other investments that facilitate its investment objective, including mid and large capitalization securities. In addition, at least 80% of the Fund's net assets, which includes borrowings for investment purposes, will be invested in the common and preferred stocks of companies located in China. China includes its administrative and other districts, such as Hong Kong. The Fund may also invest in companies located outside of China; however, the Fund may not invest in any company located outside of China if, at the time of purchase, more than 20% of the Fund's assets are invested in companies located outside of China. The Fund is non-diversified, which means that it may invest its assets in a smaller number of issuers than a diversified fund.

A company or other issuer is considered to be "located" in China, and a security or instrument is deemed to be a Chinese security or instrument, if it has substantial ties to China. Matthews currently makes that determination based primarily on one or more of the following criteria: (A) with respect to a company or issuer, whether (i) it is organized

under the laws of China; (ii) it derives at least 50% of its revenues or profits from goods produced or sold, investments made, or services performed, or has at least 50% of its assets located, within China; (iii) it has the primary trading markets for its securities in China; (iv) it has its principal place of business in or is otherwise headquartered in China; or (v) it is a governmental entity or an agency, instrumentality or a political subdivision in China; and (B) with respect to an instrument or issue, whether (i) its issuer is headquartered or organized in China; (ii) it is issued to finance a project that has at least 50% of its assets or operations in China; (iii) it is at least 50% secured or backed by assets located in China; (iv) it is a component of or its issuer is included in the MSCI China Index, the Fund's primary benchmark index; or (v) it is denominated in the currency of China and addresses at least one of the other above criteria. The term "located" and the associated criteria listed above have been defined in such a way that Matthews has latitude in determining whether an issuer should be included within a region or country. Matthews may rely on only one criterion to determine location even if other criteria point to a different location. The Fund may also invest in depositary receipts, including American, European and Global Depositary Receipts.

The Fund seeks to invest in smaller companies capable of sustainable growth based on the fundamental characteristics of those companies, including balance sheet information; number of employees; size and stability of cash flow; management's depth, adaptability and integrity; product lines; marketing strategies; corporate governance; and financial health. Matthews generally determines whether a company should be considered to be a small company based on its market capitalization (the number of the company's shares outstanding times the market price per share for such securities). Under normal circumstances, the Fund invests at least 65% of its net assets in any company that has a market capitalization no higher than the greater of \$5 billion or the market capitalization of the largest company included in the Fund's primary benchmark index (each, a "Small Company" and together, "Small Companies"). The largest company in the Fund's primary benchmark, the MSCI China Small Cap Index, had a market capitalization of \$3.1 billion on December 31, 2023. Companies in which the Fund invests typically possess the potential to expand their scope of business over time. The implementation of the principal investment strategies of the Fund may result in a significant portion of the Fund's assets being invested from time to time in one or more sectors, but the Fund may invest in companies in any sector.

### *Principal Risks of Investment*

There is no guarantee that your investment in the Fund will increase in value. The value of your investment in the Fund could go down, meaning you could lose money. The principal risks of investing in the Fund are:

#### **Political, Social and Economic Risks of Investing in Asia:**

The value of the Fund's assets may be adversely affected by political, economic, social and religious instability; inadequate investor protection; changes in laws or regulations of countries within the Asian region (including countries in which the Fund invests, as well as the broader region); international relations with other nations; natural disasters; corruption and military activity. The economies of many Asian countries differ from the economies of more developed

countries in many respects, such as rate of growth, inflation, capital reinvestment, resource self-sufficiency, financial system stability, the national balance of payments position and sensitivity to changes in global trade.

**Geopolitical Events Risk:** The interconnectivity between global economies and financial markets increases the likelihood that events or conditions in one region or financial market may adversely impact issuers in a different country, region or financial market. Securities in the Fund's portfolio may underperform due to inflation (or expectations for inflation), interest rates, global demand for particular products or resources, natural disasters, climate change and climate-related events, pandemics, epidemics, terrorism, international conflicts, regulatory events and governmental or quasi-governmental actions. The occurrence of global events similar to those in recent years may result in market volatility and may have long term effects on the global financial markets.

**Currency Risk:** When the Fund conducts securities transactions in a foreign currency, there is the risk of the value of the foreign currency increasing or decreasing against the value of the U.S. dollar. The value of an investment denominated in a foreign currency will decline in U.S. dollar terms if that currency weakens against the U.S. dollar. While the Fund is permitted to hedge currency risks, Matthews does not anticipate doing so at this time. Additionally, Asian countries may utilize formal or informal currency-exchange controls or "capital controls." Capital controls may impose restrictions on the Fund's ability to repatriate investments or income. Such controls may also affect the value of the Fund's holdings.

**Risks Associated with Emerging Markets:** Many Asian countries are considered emerging. Such markets are often less stable politically and economically than developed markets such as the United States, and investing in these markets involves different and greater risks due to, among other factors, different accounting standards; variable quality and reliability of financial information and related audits of companies; higher brokerage costs and thinner trading markets as compared to those in developed countries; the possibility of currency transfer restrictions; and the risk of expropriation, nationalization or other adverse political, economic or social developments. There may be less publicly available information about companies in many Asian countries, and the stock exchanges and brokerage industries in many Asian countries typically do not have the level of government oversight as do those in the United States. Securities markets of many Asian countries are also substantially smaller, less liquid and more volatile than securities markets in the United States. Additionally, investors may have substantial difficulties bringing legal actions to enforce or protect investors' rights, which can increase the risks of loss.

**Risks Associated with Smaller Companies:** Smaller companies may offer substantial opportunities for capital growth; they also involve substantial risks, and investments in smaller companies may be considered speculative. Such companies often have limited product lines, markets or financial resources. Smaller companies may be more dependent on one or few key persons and may lack depth of management. Larger portions of their stock may be held by a small number of investors (including founders and management) than is typical of larger companies. Credit may be more difficult to obtain (and on less advantageous terms) than for larger companies. As a result, the influence of creditors (and the

impact of financial or operating restrictions associated with debt financing) on smaller companies may be greater than on larger or more established companies. The Fund may have more difficulty obtaining information about smaller companies, making it more difficult to evaluate the impact of market, economic, regulatory and other factors on them. Informational difficulties may also make valuing or disposing of their securities more difficult than it would for larger companies. Securities of smaller companies may trade less frequently and in lesser volume than more widely held securities and the securities of smaller companies generally are subject to more abrupt or erratic price movements than more widely held or larger, more established companies or the market indices in general. The value of securities of smaller companies may react differently to political, market and economic developments than the markets as a whole or than other types of stocks. Some smaller companies may have aggressive capital structures, including high debt levels, and be involved in rapidly growing or changing industries or technologies with intense competition. These companies often have limited operating histories resulting in less predictable operating results.

**ETF Risks:** The Fund is an ETF, and, as a result of an ETF's structure, it is exposed to the following risks:

- ✳ **Authorized Participants, Market Makers, and Liquidity Providers Limitation Risk:** Only an Authorized Participant ("AP") may engage in creation or redemption transactions directly with the Fund. The Fund has a limited number of financial institutions that may act as APs, and none of these APs are or will be obligated to engage in creation or redemption transactions. In addition, there may be a limited number of market makers and/or liquidity providers in the marketplace with respect to the Fund's shares. To the extent either of the following events occur, shares of the Fund may trade at a material discount to NAV and possibly face trading halts and/or delisting (that is, investors would no longer be able to trade the Fund's shares in the secondary market): (i) APs exit the business or otherwise become unable to process creation and/or redemption orders (including in situations where APs have limited or diminished access to capital required to post collateral), and no other APs step forward to perform these services, or (ii) market makers and/or liquidity providers exit the business or significantly reduce their business activities and no other entities step forward to perform their functions.
- ✳ **Cash Redemption Risk:** Unlike many ETFs, the Fund's investment strategy may require it to redeem shares of the Fund for cash or to otherwise include cash as part of its redemption proceeds. The Fund may be required to sell or unwind portfolio investments to obtain the cash needed to distribute redemption proceeds. This may cause the Fund to recognize a capital gain that it might not have recognized if it had made a redemption in-kind. As a result, the Fund may pay out higher annual capital gain distributions than if the in-kind redemption process was used. Cash redemptions may also entail higher transaction costs than in-kind redemptions, which costs may be passed on to redeemers of creation units of Fund shares in the form of redemption transaction fees. The cost of cash redemptions could also reduce the Fund's NAV to the extent that those costs are not fully offset by the redemption transaction fee charged to the redeeming Authorized Participant.
- ✳ **Costs of Buying or Selling Shares:** Due to the costs of buying or selling, including brokerage commissions imposed by brokers and bid/ask spreads, frequent trading of shares of the Fund may significantly reduce investment results and an investment in Fund shares may not be advisable for investors who anticipate regularly making small investments. The bid/ask spread of the Fund's shares varies over time based on the Fund's trading volume and market liquidity and may increase if the Fund's trading volume, the spread of the Fund's underlying securities, or market liquidity decrease. In times of severe market disruption, including when trading of the Fund's holdings may be halted, the bid/ask spread may increase significantly. This means that Fund shares may trade at a discount to the Fund's NAV, and the discount is likely to be greatest during significant market volatility. During such periods, you may be unable to sell your shares or may incur significant losses if you sell your shares. There are various methods by which investors can purchase and sell shares of the Fund and various orders that may be placed. Investors should consult their financial intermediary before purchasing or selling shares of the Fund.
- ✳ **Large Shareholder Risk:** Shares of the Fund may be owned from time to time by one or more large shareholders, including Authorized Participants, market makers, third party investors, Matthews or affiliates of Matthews or the Fund. Redemptions by large shareholders could have a significant negative impact on the Fund. If a large shareholder were to redeem all, or a large portion, of its shares, the Fund may be forced to selling securities when it otherwise would not have done so, accelerating the realization of capital gains, and increasing transaction costs. In addition, transactions by large shareholders may account for a large percentage of the trading volume on a national securities exchange causing reduced liquidity or have a material effect on the market price of the shares of the Fund.
- ✳ **Shares May Trade at Prices Other Than NAV:** As with all ETFs, shares of the Fund may be bought and sold in the secondary market at market prices. Although the creation/redemption feature is designed to help the market price of Fund shares approximate the Fund's NAV, market prices are not expected to correlate exactly to the Fund's NAV and there may be times when the market price of Fund shares is more than the intra-day value of the Fund's holdings (premium) or less than the intra-day value of the Fund's holdings (discount) due to supply and demand of the Fund's shares during periods of market volatility or for other reasons. This risk is heightened in times of market volatility and volatility in the Fund's portfolio holdings, periods of steep market declines, and periods when there is limited trading activity for Fund shares in the secondary market, in which case such premiums or discounts may be significant. If an investor purchases shares of the Fund at a time when the market price is at a premium to the NAV of the shares or sells at a time when the market price is at a discount to the NAV of the shares, then the investor may sustain losses that are in addition to any losses caused by a decrease in NAV. Given the nature of the relevant markets for certain of the securities for the Fund, shares may trade at a larger premium or discount to NAV than shares of other kinds of ETFs. In addition, the securities held by the Fund may be traded in markets that close at a different time than the exchange on which the shares are listed. Liquidity in those securities may be reduced after the applicable closing times. Accordingly, during the time when the exchange is open but after the applicable market closing, fixing or settlement times, bid/ask spreads and the resulting premium or discount to the NAV of Fund shares may widen.
- ✳ **Trading:** Although shares of the Fund are listed for trading on a national securities exchange, and may be traded on other U.S. exchanges, there can be no assurance that the shares will trade with any volume, or at all, on any stock exchange. Because the Fund is new, no trading market for

its shares may develop. In stressed market conditions, the liquidity of shares may begin to mirror the liquidity of the Fund's underlying portfolio holdings, which can be significantly less liquid than shares of the Fund. Trading in Fund shares on the exchange may be halted due to market conditions or for reasons that, in the view of the exchange, make trading in shares inadvisable. In addition, trading in Fund shares on the exchange is subject to trading halts caused by extraordinary market volatility pursuant to the exchange "circuit breaker" rules. If a trading halt or unanticipated early closing of the exchange occurs, a shareholder may be unable to purchase or sell shares of the Fund. There can be no assurance that the requirements of the Exchange necessary to maintain the listing of the Fund will continue to be met or will remain unchanged.

**Risks Associated with Medium-Size Companies:**

Medium-size companies may be subject to a number of risks not associated with larger, more established companies, potentially making their stock prices more volatile and increasing the risk of loss.

**Risks Associated with China and Hong Kong:** The Chinese government exercises significant control over China's economy through its industrial policies, monetary policy, management of currency exchange rates, and management of the payment of foreign currency-denominated obligations. Changes in these policies could adversely impact affected industries or companies in China. China's economy, particularly its export-oriented industries, may be adversely impacted by trade or political disputes with China's major trading partners, including the U.S. In addition, as its consumer class continues to grow, China's domestically oriented industries may be especially sensitive to changes in government policy and investment cycles. As demonstrated by Hong Kong protests in recent years over political, economic, and legal freedoms, and the Chinese government's response to them, considerable political uncertainty continues to exist within Hong Kong. Due to the interconnected nature of the Hong Kong and Chinese economies, this instability in Hong Kong may cause uncertainty in the Hong Kong and Chinese markets. If China were to exert its authority so as to alter the economic, political or legal structures or the existing social policy of Hong Kong, investor and business confidence in Hong Kong could be negatively affected and have an adverse effect on the Fund's investments.

**Equity Securities Risk:** Equity securities may include common stock, preferred stock or other securities representing an ownership interest or the right to acquire an ownership interest in an issuer. Equity risk is the risk that stocks and other equity securities generally fluctuate in value more than bonds and may decline in value over short or extended periods. The value of stocks and other equity securities may be affected by changes in an issuer's financial condition, factors that affect a particular industry or industries, or as a result of changes in overall market, economic and political conditions that are not specifically related to a company or industry.

**Preferred Stock Risk:** Preferred stock normally pays dividends at a specified rate and has precedence over common stock in the event the issuer is liquidated or declares bankruptcy. However, in the event a company is liquidated or declares bankruptcy, the claims of owners of bonds take precedence over the claims of those who own preferred and common stock. If interest rates rise, the dividend on preferred stocks may be less attractive, causing the price of such stocks to decline.

**Growth Stock Risk:** Growth stocks may be more volatile than other stocks because they are more sensitive to investor perceptions of the issuing company's growth potential. Growth stocks may go in and out of favor over time and may perform differently than the market as a whole.

**Depository Receipts Risk:** Although depository receipts have risks similar to the securities that they represent, they may also involve higher expenses and may trade at a discount (or premium) to the underlying security. In addition, depository receipts may not pass through voting and other shareholder rights, and may be less liquid than the underlying securities listed on an exchange.

**Volatility Risk:** The smaller size and lower levels of liquidity in emerging markets, as well as other factors, may result in changes in the prices of Asian securities that are more volatile than those of companies in more developed regions. This volatility can cause the price of the Fund's shares to go up or down dramatically. Because of this volatility, this Fund is better suited for long-term investors (typically five years or longer). If the value of the Fund's investments declines, the net asset value of the Fund will decline and investors may lose some or all of the value of their investments.

**Active Management Risk:** The Fund is actively managed by Matthews. There is the risk that Matthews may select securities that underperform the relevant stock market(s), the Fund's benchmark index or other funds with similar investment objectives and investment strategies.

**Sector Concentration Risk:** To the extent that the Fund emphasizes, from time to time, investments in a particular sector, the Fund will be subject to a greater degree to the risks particular to that sector, including the sectors described below. Market conditions, interest rates, and economic, regulatory, or financial developments could significantly affect a single sector. By focusing its investments in a particular sector, the Fund may face more risks than if it were diversified broadly over numerous sectors.

- *Consumer Discretionary Sector Risk:* The success of consumer product manufacturers and retailers is tied closely to the performance of the overall local and international economies, interest rates, competition and consumer confidence. Success of companies in the consumer discretionary sector depends heavily on disposable household income and consumer spending. Changes in demographics and consumer tastes can also affect the demand for, and success of, consumer products and services in the marketplace.
- *Industrial Sector Risk:* Industrial companies are affected by supply and demand both for their specific product or service and for industrial sector products in general. Government regulation, world events, exchange rates and economic conditions, technological developments and liabilities for environmental damage and general civil liabilities will likewise affect the performance of these companies.

**Non-Diversification Risk:** The Fund may be more susceptible to any single economic, political or regulatory event than a diversified fund because a higher percentage of the Fund's assets may be invested in the securities of a limited number of issuers.

**Cybersecurity Risk:** With the increased use of technologies such as the internet to conduct business, the Fund is susceptible to operational, information security, and related risks. Cyber incidents affecting the Fund or its service providers may cause disruptions and impact business operations, potentially resulting in financial losses, interference with the Fund's ability to calculate its NAV, impediments to trading, the inability of shareholders to transact business, violations of applicable privacy and other laws, regulatory fines, penalties, reputational damage, reimbursement or other compensation costs, or additional compliance costs.

### *Past Performance*

The Fund is new and does not have a full calendar year of performance or financial information to present. Once it has been in operation for a full calendar year, performance (including total return) and financial information will be presented. The Fund's primary benchmark index is the MSCI China Index and its secondary benchmark index is the MSCI China Small Cap Index.

### *Investment Advisor*

Matthews International Capital Management, LLC ("Matthews")

### *Portfolio Managers*

**Lead Manager:** Winnie Chwang has been a Portfolio Manager of the Matthews China Discovery Active ETF since its inception in 2024.

**Lead Manager:** Andrew Mattock, CFA, has been a Portfolio Manager of the Matthews China Discovery Active ETF since its inception in 2024.

**Co-Manager:** Sherwood Zhang, CFA, has been a Portfolio Manager of the Matthews China Discovery Active ETF since 2024.

**Co-Manager:** Hardy Zhu has been a Portfolio Manager of the Matthews China Discovery Active ETF since 2024.

The Portfolio Managers are primarily responsible for the Fund's day-to-day investment management decisions. The Lead Managers are supported by and consult with the Co-Managers.

**For important information about the Purchase and Sale of Fund Shares; Tax Information; and Payments to Broker-Dealers and Other Financial Intermediaries, please turn to page 64.**



# Matthews India Active ETF

## FUND SUMMARY

### *Investment Objective*

Long-term capital appreciation.

### *Fees and Expenses of the Fund*

This table describes the fees and expenses that you may pay if you buy, hold and sell shares of this Fund. You may pay other fees, such as brokerage commissions and other fees to financial intermediaries, which are not reflected in the table and example below.

#### ANNUAL OPERATING EXPENSES

*(expenses that you pay each year as a percentage of the value of your investment)*

|   |              |
|---|--------------|
| Management Fees                             | 0.79%        |
| Other Expenses                              | 0.00%        |
| <b>Total Annual Fund Operating Expenses</b> | <b>0.79%</b> |

#### EXAMPLE OF FUND EXPENSES

This example is intended to help you compare the cost of investing in the Fund with the cost of investing in other funds. The example assumes that you invest \$10,000 in the Fund for the time periods indicated and then sell all of your shares at the end of those periods. The example also assumes that your investment has a 5% return each year and that the Fund's operating expenses remain the same. Although your actual costs may be higher or lower, based on these assumptions your costs would be:

One year: \$81

Three years: \$252

#### PORTFOLIO TURNOVER

The Fund pays transaction costs, such as commissions, when it buys and sells securities (or "turns over" its portfolio). A higher portfolio turnover may indicate higher transaction costs and may result in higher taxes when Fund shares are held in a taxable account. These costs, which are not reflected in annual fund operating expenses or in the example of fund expenses, affect the Fund's performance. During the most recent fiscal year, the Fund's portfolio turnover rate was 15% of the average value of its portfolio.

### *Principal Investment Strategy*

Under normal circumstances, the Matthews India Active ETF seeks to achieve its investment objective by investing at least 80% of its net assets, which include borrowings for investment purposes, in the common stocks, preferred stocks and convertible securities, of any duration or credit quality, including those that are unrated, or would be below investment grade (referred to as "junk bonds") if rated, of companies located in India. The Fund may invest up to 20% of its net assets in debt securities, including securities issued by government entities and their political subdivisions. The Fund is non-diversified, which means that it may invest its assets in a smaller number of issuers than a diversified fund. A company or other issuer is considered to be "located" in India, and a security or instrument is deemed to be an Indian security or instrument, if it has substantial ties to India. Matthews currently makes that determination based primarily on one or more of the following criteria: (A) with respect to a company or issuer, whether (i) it is organized under the laws of India; (ii) it derives at least 50% of its revenues or profits from goods produced or sold, investments made, or services performed, or has at least 50% of its assets located, within India; (iii) it has the primary trading markets for its securities in India; (iv) it has its principal place of business in or is otherwise headquartered in India; or (v) it is a governmental entity or an agency, instrumentality or a political subdivision of India; and (B) with respect to an instrument or issue, whether (i) its issuer is headquartered or organized in India; (ii) it is issued to finance a project that has at least 50% of its assets or operations in India; (iii) it is at least 50% secured or backed by assets located in India; (iv) it is a component of or its issuer is included in the MSCI India Index, the Fund's primary benchmark index; or (v) it is denominated in the currency of India and addresses at least one of the other above criteria. The term "located" and the associated criteria listed above have been



defined in such a way that Matthews has latitude in determining whether an issuer should be included within a region or country. Matthews may rely on only one criterion to determine location even if other criteria point to a different location. The Fund may also invest in depositary receipts, including American, European and Global Depositary Receipts.

The Fund seeks to invest in companies capable of sustainable growth based on the fundamental characteristics of those companies, including balance sheet information; number of employees; size and stability of cash flow; management's depth, adaptability and integrity; product lines; marketing strategies; corporate governance; and financial health. While the Fund may invest in companies across the market capitalization spectrum, Matthews anticipates that it will invest a substantial portion of Fund assets in smaller companies. Matthews measures a company's size with respect to fundamental criteria such as, but not limited to, market capitalization, book value, revenues, profits, cash flow, dividends paid and number of employees. The implementation of the principal investment strategies of the Fund may result in a significant portion of the Fund's assets being invested from time to time in one or more sectors, but the Fund may invest in companies in any sector.

### *Principal Risks of Investment*

There is no guarantee that your investment in the Fund will increase in value. The value of your investment in the Fund could go down, meaning you could lose money. The principal risks of investing in the Fund are:

#### **Political, Social and Economic Risks of Investing in Asia:**

The value of the Fund's assets may be adversely affected by political, economic, social and religious instability; inadequate investor protection; changes in laws or regulations of countries within the Asian region (including countries in which the Fund invests, as well as the broader region); international relations with other nations; natural disasters; corruption and military activity. The economies of many Asian countries differ from the economies of more developed countries in many respects, such as rate of growth, inflation, capital reinvestment, resource self-sufficiency, financial system stability, the national balance of payments position and sensitivity to changes in global trade.

**Geopolitical Events Risk:** The interconnectivity between global economies and financial markets increases the likelihood that events or conditions in one region or financial market may adversely impact issuers in a different country, region or financial market. Securities in the Fund's portfolio may underperform due to inflation (or expectations for inflation), interest rates, global demand for particular products or resources, natural disasters, climate change and climate-related events, pandemics, epidemics, terrorism, international conflicts, regulatory events and governmental or quasi-governmental actions. The occurrence of global events similar to those in recent years may result in market volatility and may have long term effects on the global financial markets.

**Currency Risk:** When the Fund conducts securities transactions in a foreign currency, there is the risk of the value of the foreign currency increasing or decreasing against the value of the U.S. dollar. The value of an investment denominated in a foreign currency will decline in U.S. dollar terms if that cur-

rency weakens against the U.S. dollar. While the Fund is permitted to hedge currency risks, Matthews does not anticipate doing so at this time. Additionally, India may utilize formal or informal currency-exchange controls or "capital controls." Capital controls may impose restrictions on the Fund's ability to repatriate investments or income. Such controls may also affect the value of the Fund's holdings.

**Risks Associated with Emerging Markets:** Many Asian countries are considered emerging markets. Such markets are often less stable politically and economically than developed markets such as the U.S., and investing in these markets involves different and greater risks due to, among other factors, different accounting standards; variable quality and reliability of financial information and related audits of companies; higher brokerage costs and thinner trading markets as compared to those in developed countries; the possibility of currency transfer restrictions; and the risk of expropriation, nationalization or other adverse political, economic or social developments. There may be less publicly available information about companies in many emerging market countries, and the stock exchanges and brokerage industries in many emerging market countries typically do not have the level of government oversight as do those in the U.S. Securities markets of many emerging market countries are also substantially smaller, less liquid and more volatile than securities markets in the U.S. Additionally, investors may have substantial difficulties bringing legal actions to enforce or protect investors' rights, which can increase the risks of loss.

**Risks Associated with India:** Government actions, bureaucratic obstacles and inconsistent economic reform within the Indian government have had a significant effect on the Indian economy and could adversely affect market conditions, economic growth and the profitability of private enterprises in India. Global factors and foreign actions may inhibit the flow of foreign capital on which India is dependent to sustain its growth. Large portions of many Indian companies remain in the hands of their founders (including members of their families). Corporate governance standards of family-controlled companies may be weaker and less transparent, which increases the potential for loss and unequal treatment of investors. India experiences many of the risks associated with developing economies, including relatively low levels of liquidity, which may result in extreme volatility in the prices of Indian securities.

Religious, cultural and military disputes persist in India, and between India and Pakistan (as well as sectarian groups within each country). Both India and Pakistan have tested nuclear arms, and the threat of deployment of such weapons could hinder development of the Indian economy, and escalating tensions could impact the broader region, including China.

Indian securities may be subject to a short-term capital gains tax in India on gains realized upon disposition of securities lots held less than one year. The Fund accrues for this potential expense, which reduces its net asset values. For further information regarding this tax, please see page 102.

**Growth Stock Risk:** Growth stocks may be more volatile than other stocks because they are more sensitive to investor perceptions of the issuing company's growth potential. Growth stocks may go in and out of favor over time and may perform differently than the market as a whole.

**Equity Securities Risk:** Equity securities may include common stock, preferred stock or other securities representing an ownership interest or the right to acquire an ownership interest in an issuer. Equity risk is the risk that stocks and other equity securities generally fluctuate in value more than bonds and may decline in value over short or extended periods. The value of stocks and other equity securities may be affected by changes in an issuer's financial condition, factors that affect a particular industry or industries, or as a result of changes in overall market, economic and political conditions that are not specifically related to a company or industry.

**Preferred Stock Risk:** Preferred stock normally pays dividends at a specified rate and has precedence over common stock in the event the issuer is liquidated or declares bankruptcy. However, in the event a company is liquidated or declares bankruptcy, the claims of owners of bonds take precedence over the claims of those who own preferred and common stock. If interest rates rise, the dividend on preferred stocks may be less attractive, causing the price of such stocks to decline.

**Depository Receipts Risk:** Although depository receipts have risks similar to the securities that they represent, they may also involve higher expenses and may trade at a discount (or premium) to the underlying security. In addition, depository receipts may not pass through voting and other shareholder rights, and may be less liquid than the underlying securities listed on an exchange.

**Volatility Risk:** The smaller size and lower levels of liquidity in emerging markets, as well as other factors, may result in changes in the prices of emerging market securities that are more volatile than those of companies in more developed regions. This volatility can cause the price of the Fund's shares to go up or down dramatically. Because of this volatility, this Fund is better suited for long-term investors (typically five years or longer). If the value of the Fund's investments declines, the net asset value of the Fund will decline and investors may lose some of all of the value of their investments.

**Convertible Securities Risk:** The Fund may invest in convertible preferred stocks, and convertible bonds and debentures. The risks of convertible bonds and debentures include repayment risk and interest rate risk. Many Asian convertible securities are not rated by rating agencies. The Fund may invest in convertible debt securities of any maturity and in those that are unrated, or would be below investment grade (referred to as "junk bonds") if rated. Therefore, credit risk may be greater for the Fund than for other funds that invest in higher-grade securities. These securities are also subject to greater liquidity risk than many other securities.

**ETF Risks:** The Fund is an ETF, and, as a result of an ETF's structure, it is exposed to the following risks:

✱ **Authorized Participants, Market Makers, and Liquidity Providers Limitation Risk:** Only an Authorized Participant ("AP") may engage in creation or redemption transactions directly with the Fund. The Fund has a limited number of financial institutions that may act as APs, and none of these APs are or will be obligated to engage in creation or redemption transactions. In addition, there may be a limited number of market makers and/or liquidity providers in the marketplace with respect to the Fund's shares. To the extent either of the following events occur, shares of the

Fund may trade at a material discount to NAV and possibly face trading halts and/or delisting (that is, investors would no longer be able to trade the Fund's shares in the secondary market): (i) APs exit the business or otherwise become unable to process creation and/or redemption orders (including in situations where APs have limited or diminished access to capital required to post collateral), and no other APs step forward to perform these services, or (ii) market makers and/or liquidity providers exit the business or significantly reduce their business activities and no other entities step forward to perform their functions.

✱ **Cash Redemption Risk:** Unlike many ETFs, the Fund's investment strategy may require it to redeem shares of the Fund for cash or to otherwise include cash as part of its redemption proceeds. The Fund may be required to sell or unwind portfolio investments to obtain the cash needed to distribute redemption proceeds. This may cause the Fund to recognize a capital gain that it might not have recognized if it had made a redemption in-kind. As a result, the Fund may pay out higher annual capital gain distributions than if the in-kind redemption process was used. Cash redemptions may also entail higher transaction costs than in-kind redemptions, which costs may be passed on to redeemers of creation units of Fund shares in the form of redemption transaction fees. The cost of cash redemptions could also reduce the Fund's NAV to the extent that those costs are not fully offset by the redemption transaction fee charged to the redeeming Authorized Participant.

✱ **Costs of Buying or Selling Shares:** Due to the costs of buying or selling, including brokerage commissions imposed by brokers and bid/ask spreads, frequent trading of shares of the Fund may significantly reduce investment results and an investment in Fund shares may not be advisable for investors who anticipate regularly making small investments. The bid/ask spread of the Fund's shares varies over time based on the Fund's trading volume and market liquidity and may increase if the Fund's trading volume, the spread of the Fund's underlying securities, or market liquidity decrease. In times of severe market disruption, including when trading of the Fund's holdings may be halted, the bid/ask spread may increase significantly. This means that Fund shares may trade at a discount to the Fund's NAV, and the discount is likely to be greatest during significant market volatility. During such periods, you may be unable to sell your shares or may incur significant losses if you sell your shares. There are various methods by which investors can purchase and sell shares of the Fund and various orders that may be placed. Investors should consult their financial intermediary before purchasing or selling shares of the Fund.

✱ **Large Shareholder Risk:** Shares of the Fund may be owned from time to time by one or more large shareholders, including Authorized Participants, market makers, third party investors, Matthews or affiliates of Matthews or the Fund. Redemptions by large shareholders could have a significant negative impact on the Fund. If a large shareholder were to redeem all, or a large portion, of its shares, the Fund may be forced to selling securities when it otherwise would not have done so, accelerating the realization of capital gains, and increasing transaction costs. In addition, transactions by large shareholders may account for a large percentage of the trading volume on a national securities exchange causing reduced liquidity or have a material effect on the market price of the shares of the Fund.

✱ **Shares May Trade at Prices Other Than NAV:** As with all ETFs, shares of the Fund may be bought and sold in the secondary market at market prices. Although the creation/

redemption feature is designed to help the market price of Fund shares approximate the Fund's NAV, market prices are not expected to correlate exactly to the Fund's NAV and there may be times when the market price of Fund shares is more than the intra-day value of the Fund's holdings (premium) or less than the intra-day value of the Fund's holdings (discount) due to supply and demand of the Fund's shares, during periods of market volatility or for other reasons. This risk is heightened in times of market volatility and volatility in the Fund's portfolio holdings, periods of steep market declines, and periods when there is limited trading activity for Fund shares in the secondary market, in which case such premiums or discounts may be significant. If an investor purchases shares of the Fund at a time when the market price is at a premium to the NAV of the shares or sells at a time when the market price is at a discount to the NAV of the shares, then the investor may sustain losses that are in addition to any losses caused by a decrease in NAV. Given the nature of the relevant markets for certain of the securities for the Fund, shares may trade at a larger premium or discount to NAV than shares of other kinds of ETFs. In addition, the securities held by the Fund may be traded in markets that close at a different time than the exchange on which the shares are listed. Liquidity in those securities may be reduced after the applicable closing times. Accordingly, during the time when the exchange is open but after the applicable market closing, fixing or settlement times, bid/ask spreads and the resulting premium or discount to the NAV of Fund shares may widen.

- ✿ **Trading:** Although shares of the Fund are listed for trading on a national securities exchange, and may be traded on other U.S. exchanges, there can be no assurance that the shares will trade with any volume, or at all, on any stock exchange. Because the Fund is new, no trading market for its shares may develop. In stressed market conditions, the liquidity of shares may begin to mirror the liquidity of the Fund's underlying portfolio holdings, which can be significantly less liquid than shares of the Fund. Trading in Fund shares on the exchange may be halted due to market conditions or for reasons that, in the view of the exchange, make trading in shares inadvisable. In addition, trading in Fund shares on the exchange is subject to trading halts caused by extraordinary market volatility pursuant to the exchange "circuit breaker" rules. If a trading halt or unanticipated early closing of the exchange occurs, a shareholder may be unable to purchase or sell shares of the Fund. There can be no assurance that the requirements of the Exchange necessary to maintain the listing of the Fund will continue to be met or will remain unchanged.

**Risks Associated with Smaller Companies:** Smaller companies may offer substantial opportunities for capital growth; they also involve substantial risks, and investments in smaller companies may be considered speculative. Such companies

often have limited product lines, markets or financial resources. Securities of smaller companies may trade less frequently and in lesser volume than more widely held securities and the securities of smaller companies generally are subject to more abrupt or erratic price movements than more widely held or larger, more established companies or the market indices in general.

**Risks Associated with Medium-Size Companies:**

Medium-size companies may be subject to a number of risks not associated with larger, more established companies, potentially making their stock prices more volatile and increasing the risk of loss.

**Active Management Risk:** The Fund is actively managed by Matthews. There is the risk that Matthews may select securities that underperform the relevant stock market(s), the Fund's benchmark index or other funds with similar investment objectives and investment strategies.

**Sector Concentration Risk:** To the extent that the Fund emphasizes, from time to time, investments in a particular sector, the Fund will be subject to a greater degree to the risks particular to that sector, including the sectors described below. Market conditions, interest rates, and economic, regulatory, or financial developments could significantly affect a single sector. By focusing its investments in a particular sector, the Fund may face more risks than if it were diversified broadly over numerous sectors.

- *Financial Sector Risk:* As of December 31, 2023, 33% of the Fund's assets were invested in the financial sector. Financial companies are subject to extensive government regulation and can be significantly affected by the availability and cost of capital funds, changes in interest rates, the rate of corporate and consumer debt defaults, price competition and other sector-specific factors.

**Non-Diversification Risk:** The Fund may be more susceptible to any single economic, political or regulatory event than a diversified fund because a higher percentage of the Fund's assets may be invested in the securities of a limited number of issuers.

**Cybersecurity Risk:** With the increased use of technologies such as the internet to conduct business, the Fund is susceptible to operational, information security, and related risks. Cyber incidents affecting the Fund or its service providers may cause disruptions and impact business operations, potentially resulting in financial losses, interference with the Fund's ability to calculate its NAV, impediments to trading, the inability of shareholders to transact business, violations of applicable privacy and other laws, regulatory fines, penalties, reputational damage, reimbursement or other compensation costs, or additional compliance costs.

## *Past Performance*

The Fund is new and does not have a full calendar year of performance or financial information to present. Once it has been in operation for a full calendar year, performance (including total return) and financial information will be presented. The Fund's primary benchmark index is the MSCI India Index and its secondary benchmark is the S&P Bombay Stock Exchange 100 Index.

## *Investment Advisor*

Matthews International Capital Management, LLC ("Matthews")

## *Portfolio Managers*

**Lead Manager:** Peeyush Mittal, CFA, has been a Portfolio Manager of the Matthews India Active ETF since its inception in 2023.

**Co-Manager:** Swagato Ghosh has been a Portfolio Manager of the Matthews India Active ETF since 2023.

The Portfolio Managers are primarily responsible for the Fund's day-to-day investment management decisions. The Lead Manager is supported by and consults with the Co-Manager.

**For important information about the Purchase and Sale of Fund Shares; Tax Information; and Payments to Broker-Dealers and Other Financial Intermediaries, please turn to page 64.**



# Matthews Japan Active ETF

## FUND SUMMARY

### *Investment Objective*

Long-term capital appreciation.

### *Fees and Expenses of the Fund*

This table describes the fees and expenses that you may pay if you buy, hold and sell shares of this Fund. You may pay other fees, such as brokerage commissions and other fees to financial intermediaries, which are not reflected in the table and example below.

#### ANNUAL OPERATING EXPENSES

(expenses that you pay each year as a percentage of the value of your investment)

|   |              |
|---|--------------|
| Management Fees                             | 0.79%        |
| Other Expenses                              | 0.00%        |
| <b>Total Annual Fund Operating Expenses</b> | <b>0.79%</b> |

#### EXAMPLE OF FUND EXPENSES

This example is intended to help you compare the cost of investing in the Fund with the cost of investing in other funds. The example assumes that you invest \$10,000 in the Fund for the time periods indicated and then sell all of your shares at the end of those periods. The example also assumes that your investment has a 5% return each year and that the Fund's operating expenses remain the same. Although your actual costs may be higher or lower, based on these assumptions your costs would be:

One year: \$81

Three years: \$252

#### PORTFOLIO TURNOVER

The Fund pays transaction costs, such as commissions, when it buys and sells securities (or "turns over" its portfolio). A higher portfolio turnover may indicate higher transaction costs and may result in higher taxes when Fund shares are held in a taxable account. These costs, which are not reflected in annual fund operating expenses or in the example of fund expenses, affect the Fund's performance. During the most recent fiscal year, the Fund's portfolio turnover rate was 46% of the average value of its portfolio.

### *Principal Investment Strategy*

Under normal circumstances, the Matthews Japan Active ETF seeks to achieve its investment objective by investing at least 80% of its net assets, which include borrowings for investment purposes, in the common and preferred stocks of companies located in Japan. A company or other issuer is considered to be "located" in Japan, and a security or instrument is deemed to be a Japanese security or instrument, if it has substantial ties to Japan. Matthews currently makes that determination based primarily on one or more of the following criteria: (A) with respect to a company or issuer, whether (i) it is organized under the laws of Japan; (ii) it derives at least 50% of its revenues or profits from goods produced or sold, investments made, or services performed, or has at least 50% of its assets located, within Japan; (iii) it has the primary trading markets for its securities in Japan; (iv) it has its principal place of business in or is otherwise headquartered in Japan; or (v) it is a governmental entity or an agency, instrumentality or a political subdivision of Japan; and (B) with respect to an instrument or issue, whether (i) its issuer is headquartered or organized in Japan; (ii) it is issued to finance a project that has at least 50% of its assets or operations in Japan; (iii) it is at least 50% secured or backed by assets located in Japan; (iv) it is a component of or its issuer is included in the MSCI Japan Index, the Fund's primary benchmark index; or (v) it is denominated in the currency of Japan and addresses at least one of the other above criteria. The term "located" and the associated criteria listed above have been defined in such a way that Matthews has latitude in determining whether an issuer should be included within a region or country. Matthews may rely on only one criterion to determine location even if other criteria point to a different location. The Fund may also invest in depository receipts, including American, European and Global Depository Receipts. The Fund may invest up to 20% of its net assets in debt securities, including securities issued by government entities and their political subdivisions.

The Fund seeks to invest in companies capable of sustainable growth based on the fundamental characteristics of those companies, including balance sheet information; number of employees; size and stability of cash flow; management's depth, adaptability and integrity; product lines; marketing strategies; corporate governance; and financial health. The Fund may invest in companies of any market capitalization. Matthews measures a company's size with respect to fundamental criteria such as, but not limited to, market capitalization, book value, revenues, profits, cash flow, dividends paid and number of employees. The implementation of the principal investment strategies of the Fund may result in a significant portion of the Fund's assets being invested from time to time in one or more sectors, but the Fund may invest in companies in any sector.

### *Principal Risks of Investment*

There is no guarantee that your investment in the Fund will increase in value. The value of your investment in the Fund could go down, meaning you could lose money. The principal risks of investing in the Fund are:

#### **Political, Social and Economic Risks of Investing in Asia:**

The value of the Fund's assets may be adversely affected by political, economic, social and religious instability; inadequate investor protection; changes in laws or regulations of countries within the Asian region (including countries in which the Fund invests, as well as the broader region); international relations with other nations; natural disasters; corruption and military activity. The economies of many Asian countries differ from the economies of more developed countries in many respects, such as rate of growth, inflation, capital reinvestment, resource self-sufficiency, financial system stability, the national balance of payments position and sensitivity to changes in global trade.

**Geopolitical Events Risk:** The interconnectivity between global economies and financial markets increases the likelihood that events or conditions in one region or financial market may adversely impact issuers in a different country, region or financial market. Securities in the Fund's portfolio may underperform due to inflation (or expectations for inflation), interest rates, global demand for particular products or resources, natural disasters, climate change and climate-related events, pandemics, epidemics, terrorism, international conflicts, regulatory events and governmental or quasi-governmental actions. The occurrence of global events similar to those in recent years may result in market volatility and may have long term effects on the global financial markets.

**Currency Risk:** When the Fund conducts securities transactions in a foreign currency, there is the risk of the value of the foreign currency increasing or decreasing against the value of the U.S. dollar. The value of an investment denominated in a foreign currency will decline in U.S. dollar terms if that currency weakens against the U.S. dollar. While the Fund is permitted to hedge currency risks, Matthews does not anticipate doing so at this time.

**Risks Associated with Japan:** The Japanese economy has only recently emerged from a prolonged economic downturn. Since the year 2000, Japan's economic growth rate has remained relatively low. The Japanese economy is characterized by an aging demographic, declining population, large government debt and highly regulated labor market. Economic growth in Japan is dependent on domestic consumption, deregulation

and consistent government policy. International trade, particularly with the U.S., also impacts growth of the Japanese economy and adverse economic conditions in the U.S. or other trade partners may affect Japan. Japan also has a growing economic relationship with China and other Southeast Asian countries, and thus Japan's economy may also be affected by economic, political or social instability in those countries (whether resulting from local or global events). Other factors, such as the occurrence of natural disasters and relations with neighboring countries (including China, South Korea, North Korea and Russia), may also negatively impact the Japanese economy.

**Growth Stock Risk:** Growth stocks may be more volatile than other stocks because they are more sensitive to investor perceptions of the issuing company's growth potential. Growth stocks may go in and out of favor over time and may perform differently than the market as a whole.

**Equity Securities Risk:** Equity securities may include common stock, preferred stock or other securities representing an ownership interest or the right to acquire an ownership interest in an issuer. Equity risk is the risk that stocks and other equity securities generally fluctuate in value more than bonds and may decline in value over short or extended periods. The value of stocks and other equity securities may be affected by changes in an issuer's financial condition, factors that affect a particular industry or industries, or as a result of changes in overall market, economic and political conditions that are not specifically related to a company or industry.

**Preferred Stock Risk:** Preferred stock normally pays dividends at a specified rate and has precedence over common stock in the event the issuer is liquidated or declares bankruptcy. However, in the event a company is liquidated or declares bankruptcy, the claims of owners of bonds take precedence over the claims of those who own preferred and common stock. If interest rates rise, the dividend on preferred stocks may be less attractive, causing the price of such stocks to decline.

**Depository Receipts Risk:** Although depository receipts have risks similar to the securities that they represent, they may also involve higher expenses and may trade at a discount (or premium) to the underlying security. In addition, depository receipts may not pass through voting and other shareholder rights, and may be less liquid than the underlying securities listed on an exchange.

#### **Risks Associated with Medium-Size Companies:**

Medium-size companies may be subject to a number of risks not associated with larger, more established companies, potentially making their stock prices more volatile and increasing the risk of loss.

**Risks Associated with Smaller Companies:** Smaller companies may offer substantial opportunities for capital growth; they also involve substantial risks, and investments in smaller companies may be considered speculative. Such companies often have limited product lines, markets or financial resources. Securities of smaller companies may trade less frequently and in lesser volume than more widely held securities and the securities of smaller companies generally are subject to more abrupt or erratic price movements than more widely held or larger, more established companies or the market indices in general.

**ETF Risks:** The Fund is an ETF, and, as a result of an ETF's structure, it is exposed to the following risks:

- ✿ **Authorized Participants, Market Makers, and Liquidity Providers Limitation Risk:** Only an Authorized Participant ("AP") may engage in creation or redemption transactions directly with the Fund. The Fund has a limited number of financial institutions that may act as APs, and none of these APs are or will be obligated to engage in creation or redemption transactions. In addition, there may be a limited number of market makers and/or liquidity providers in the marketplace with respect to the Fund's shares. To the extent either of the following events occur, shares of the Fund may trade at a material discount to NAV and possibly face trading halts and/or delisting (that is, investors would no longer be able to trade the Fund's shares in the secondary market): (i) APs exit the business or otherwise become unable to process creation and/or redemption orders (including in situations where APs have limited or diminished access to capital required to post collateral), and no other APs step forward to perform these services, or (ii) market makers and/or liquidity providers exit the business or significantly reduce their business activities and no other entities step forward to perform their functions.
- ✿ **Cash Redemption Risk:** Unlike many ETFs, the Fund's investment strategy may require it to redeem shares of the Fund for cash or to otherwise include cash as part of its redemption proceeds. The Fund may be required to sell or unwind portfolio investments to obtain the cash needed to distribute redemption proceeds. This may cause the Fund to recognize a capital gain that it might not have recognized if it had made a redemption in-kind. As a result, the Fund may pay out higher annual capital gain distributions than if the in-kind redemption process was used. Cash redemptions may also entail higher transaction costs than in-kind redemptions, which costs may be passed on to redeemers of creation units of Fund shares in the form of redemption transaction fees. The cost of cash redemptions could also reduce the Fund's NAV to the extent that those costs are not fully offset by the redemption transaction fee charged to the redeeming Authorized Participant.
- ✿ **Costs of Buying or Selling Shares:** Due to the costs of buying or selling, including brokerage commissions imposed by brokers and bid/ask spreads, frequent trading of shares of the Fund may significantly reduce investment results and an investment in Fund shares may not be advisable for investors who anticipate regularly making small investments. The bid/ask spread of the Fund's shares varies over time based on the Fund's trading volume and market liquidity and may increase if the Fund's trading volume, the spread of the Fund's underlying securities, or market liquidity decrease. In times of severe market disruption, including when trading of the Fund's holdings may be halted, the bid/ask spread may increase significantly. This means that Fund shares may trade at a discount to the Fund's NAV, and the discount is likely to be greatest during significant market volatility. During such periods, you may be unable to sell your shares or may incur significant losses if you sell your shares. There are various methods by which investors can purchase and sell shares of the Fund and various orders that may be placed. Investors should consult their financial intermediary before purchasing or selling shares of the Fund.
- ✿ **Large Shareholder Risk:** Shares of the Fund may be owned from time to time by one or more large shareholders, including Authorized Participants, market makers, third party investors, Matthews or affiliates of Matthews or the Fund. Redemptions by large shareholders could have a sig-

nificant negative impact on the Fund. If a large shareholder were to redeem all, or a large portion, of its shares, the Fund may be forced to selling securities when it otherwise would not have done so, accelerating the realization of capital gains, and increasing transaction costs. In addition, transactions by large shareholders may account for a large percentage of the trading volume on a national securities exchange causing reduced liquidity or have a material effect on the market price of the shares of the Fund.

- ✿ **Shares May Trade at Prices Other Than NAV:** As with all ETFs, shares of the Fund may be bought and sold in the secondary market at market prices. Although the creation/redemption feature is designed to help the market price of Fund shares approximate the Fund's NAV, market prices are not expected to correlate exactly to the Fund's NAV and there may be times when the market price of Fund shares is more than the intra-day value of the Fund's holdings (premium) or less than the intra-day value of the Fund's holdings (discount) due to supply and demand of the Fund's shares, during periods of market volatility or for other reasons. This risk is heightened in times of market volatility and volatility in the Fund's portfolio holdings, periods of steep market declines, and periods when there is limited trading activity for Fund shares in the secondary market, in which case such premiums or discounts may be significant. If an investor purchases shares of the Fund at a time when the market price is at a premium to the NAV of the shares or sells at a time when the market price is at a discount to the NAV of the shares, then the investor may sustain losses that are in addition to any losses caused by a decrease in NAV. Given the nature of the relevant markets for certain of the securities for the Fund, shares may trade at a larger premium or discount to NAV than shares of other kinds of ETFs. In addition, the securities held by the Fund may be traded in markets that close at a different time than the exchange on which the shares are listed. Liquidity in those securities may be reduced after the applicable closing times. Accordingly, during the time when the exchange is open but after the applicable market closing, fixing or settlement times, bid/ask spreads and the resulting premium or discount to the NAV of Fund shares may widen.
- ✿ **Trading:** Although shares of the Fund are listed for trading on a national securities exchange, and may be traded on other U.S. exchanges, there can be no assurance that the shares will trade with any volume, or at all, on any stock exchange. Because the Fund is new, no trading market for its shares may develop. In stressed market conditions, the liquidity of shares may begin to mirror the liquidity of the Fund's underlying portfolio holdings, which can be significantly less liquid than shares of the Fund. Trading in Fund shares on the exchange may be halted due to market conditions or for reasons that, in the view of the exchange, make trading in shares inadvisable. In addition, trading in Fund shares on the exchange is subject to trading halts caused by extraordinary market volatility pursuant to the exchange "circuit breaker" rules. If a trading halt or unanticipated early closing of the exchange occurs, a shareholder may be unable to purchase or sell shares of the Fund. There can be no assurance that the requirements of the Exchange necessary to maintain the listing of the Fund will continue to be met or will remain unchanged.

**Active Management Risk:** The Fund is actively managed by Matthews. There is the risk that Matthews may select securities that underperform the relevant stock market(s), the Fund's benchmark index or other funds with similar investment objectives and investment strategies.

**Sector Concentration Risk:** To the extent that the Fund emphasizes, from time to time, investments in a particular sector, the Fund will be subject to a greater degree to the risks particular to that sector, including the sector described below. Market conditions, interest rates, and economic, regulatory, or financial developments could significantly affect a single sector. By focusing its investments in a particular sector, the Fund may face more risks than if it were diversified broadly over numerous sectors.

- *Information Technology Sector Risk:* As of December 31, 2023, 21% of the Fund’s assets were invested in the information technology sector. Information technology companies may be significantly affected by aggressive pricing as a result of intense competition and by rapid product obsolescence due to rapid development of technological innovations and frequent new product introduction. Other factors, such as short product cycle, possible loss or impairment of intellectual property rights, and changes in government regulations, may also adversely impact information technology companies.
- *Consumer Discretionary Sector Risk:* As of December 31, 2023, 20% of the Fund’s assets were invested in the consumer discretionary sector. The success of consumer product manufacturers and retailers is tied closely to the performance of the overall local and international economies, interest rates, competition and consumer confidence. Success of companies in the consumer discretionary sector depends heavily on disposable household income and consumer spending. Changes in demographics and consumer tastes can also affect the demand for, and success of, consumer products and services in the marketplace.

**Cybersecurity Risk:** With the increased use of technologies such as the internet to conduct business, the Fund is susceptible to operational, information security, and related risks. Cyber incidents affecting the Fund or its service providers may cause disruptions and impact business operations, potentially resulting in financial losses, interference with the Fund’s ability to calculate its NAV, impediments to trading, the inability of shareholders to transact business, violations of applicable privacy and other laws, regulatory fines, penalties, reputational damage, reimbursement or other compensation costs, or additional compliance costs.

### *Past Performance*

The Fund is new and does not have a full calendar year of performance or financial information to present. Once it has been in operation for a full calendar year, performance (including total return) and financial information will be presented. The Fund’s primary benchmark index is the MSCI Japan Index.

### *Investment Advisor*

Matthews International Capital Management, LLC (“Matthews”)

### *Portfolio Managers*

**Lead Manager:** Shuntaro Takeuchi has been a Portfolio Manager of the Matthews Japan Active ETF since inception in 2023.

**Lead Manager:** Donghoon Han has been a Portfolio Manager of the Matthews Japan Active ETF since its inception in 2023.

The Portfolio Managers are primarily responsible for the Fund’s day-to-day investment management decisions.

**For important information about the Purchase and Sale of Fund Shares; Tax Information; and Payments to Broker-Dealers and Other Financial Intermediaries, please turn to page 64.**





# Matthews Korea Active ETF

## FUND SUMMARY

### *Investment Objective*

Long-term capital appreciation.

### *Fees and Expenses of the Fund*

This table describes the fees and expenses that you may pay if you buy, hold and sell shares of this Fund. You may pay other fees, such as brokerage commissions and other fees to financial intermediaries, which are not reflected in the table and example below.

#### ANNUAL OPERATING EXPENSES

(expenses that you pay each year as a percentage of the value of your investment)

|   |              |
|---|--------------|
| Management Fees                             | 0.79%        |
| Other Expenses                              | 0.00%        |
| <b>Total Annual Fund Operating Expenses</b> | <b>0.79%</b> |

#### EXAMPLE OF FUND EXPENSES

This example is intended to help you compare the cost of investing in the Fund with the cost of investing in other funds. The example assumes that you invest \$10,000 in the Fund for the time periods indicated and then sell all of your shares at the end of those periods. The example also assumes that your investment has a 5% return each year and that the Fund's operating expenses remain the same. Although your actual costs may be higher or lower, based on these assumptions your costs would be:

**One year: \$81      Three years: \$252      Five years: \$439      Ten years: \$978**

#### PORTFOLIO TURNOVER

The Fund pays transaction costs, such as commissions, when it buys and sells securities (or "turns over" its portfolio). A higher portfolio turnover may indicate higher transaction costs and may result in higher taxes when Fund shares are held in a taxable account. These costs, which are not reflected in annual fund operating expenses or in the example of fund expenses, affect the Fund's performance. During the most recent fiscal year, the Fund's portfolio turnover rate was 32% of the average value of its portfolio.

### *Principal Investment Strategy*

Under normal circumstances, the Matthews Korea Active ETF seeks to achieve its investment objective by investing at least 80% of its net assets, which include borrowings for investment purposes, in the common and preferred stocks of companies located in South Korea.

A company or other issuer is considered to be "located" in a country or a region, and a security or instrument is deemed to be an Asian (or specific country) security or instrument, if it has substantial ties to that country or region. Matthews currently makes that determination based primarily on one or more of the following criteria: (A) with respect to a company or issuer, whether (i) it is organized under the laws of that country or any country in that region; (ii) it derives at least 50% of its revenues or profits from goods produced or sold, investments made, or services performed, or has at least 50% of its assets located, within that country or region; (iii) it has the primary trading markets for its securities in that country or region; (iv) it has its principal place of business in or is otherwise headquartered in that country or region; or (v) it is a governmental entity or an agency, instrumentality or a political subdivision of that country or any country in that region; and (B) with respect to an instrument or issue, whether (i) its issuer is headquartered or organized in that country or region; (ii) it is issued to finance a project that has at least 50% of its assets or operations in that country or region; (iii) it is at least 50% secured or backed by assets located in that country or region; (iv) it is a component of or its issuer is included in the MSCI Korea 25/50 Index, the Fund's primary benchmark index; or (v) it is denominated in the currency of an Asian country and addresses at least one of the other above criteria. The term "located" and the associated criteria listed above have been defined in such a way that Matthews has latitude in determining whether an issuer should be included within a region or country. The

Fund may also invest in depositary receipts, including American, European and Global Depositary Receipts.

The Fund seeks to invest in companies capable of sustainable growth based on the fundamental characteristics of those companies, including balance sheet information; number of employees; size and stability of cash flow; management's depth, adaptability and integrity; product lines; marketing strategies; corporate governance; and financial health. Matthews expects that the companies in which the Fund invests typically will be of medium or large size, but the Fund may invest in companies of any size. Matthews measures a company's size with respect to fundamental criteria such as, but not limited to, market capitalization, book value, revenues, profits, cash flow, dividends paid and number of employees. The implementation of the principal investment strategies of the Fund may result in a significant portion of the Fund's assets being invested from time to time in one or more sectors, but the Fund may invest in companies in any sector.

### *Principal Risks of Investment*

There is no guarantee that your investment in the Fund will increase in value. The value of your investment in the Fund could go down, meaning you could lose money. The principal risks of investing in the Fund are:

#### **Political, Social and Economic Risks of Investing in Asia:**

The value of the Fund's assets may be adversely affected by political, economic, social and religious instability; inadequate investor protection; changes in laws or regulations of countries within the Asian region (including countries in which the Fund invests, as well as the broader region); international relations with other nations; natural disasters; corruption and military activity. The economies of many Asian countries differ from the economies of more developed countries in many respects, such as rate of growth, inflation, capital reinvestment, resource self-sufficiency, financial system stability, the national balance of payments position and sensitivity to changes in global trade.

**Geopolitical Events Risk:** The interconnectivity between global economies and financial markets increases the likelihood that events or conditions in one region or financial market may adversely impact issuers in a different country, region or financial market. Securities in the Fund's portfolio may underperform due to inflation (or expectations for inflation), interest rates, global demand for particular products or resources, natural disasters, climate change and climate-related events, pandemics, epidemics, terrorism, international conflicts, regulatory events and governmental or quasi-governmental actions. The occurrence of global events similar to those in recent years may result in market volatility and may have long term effects on the global financial markets.

**Currency Risk:** When the Fund conducts securities transactions in a foreign currency, there is the risk of the value of the foreign currency increasing or decreasing against the value of the U.S. dollar. The value of an investment denominated in a foreign currency will decline in U.S. dollar terms if that currency weakens against the U.S. dollar. While the Fund is permitted to hedge currency risks, Matthews does not anticipate doing so at this time. Additionally, South Korea may utilize formal or informal currency-exchange controls or "capital controls." Capital controls may impose restrictions on

the Fund's ability to repatriate investments or income. Such controls may also affect the value of the Fund's holdings.

**Risks Associated with Emerging Markets:** Many Asian countries are considered emerging markets. Such markets are often less stable politically and economically than developed markets such as the U.S., and investing in these markets involves different and greater risks due to, among other factors, different accounting standards; variable quality and reliability of financial information and related audits of companies; higher brokerage costs and thinner trading markets as compared to those in developed countries; the possibility of currency transfer restrictions; and the risk of expropriation, nationalization or other adverse political, economic or social developments. There may be less publicly available information about companies in many emerging market countries, and the stock exchanges and brokerage industries in many emerging market countries typically do not have the level of government oversight as do those in the U.S. Securities markets of many emerging market countries are also substantially smaller, less liquid and more volatile than securities markets in the U.S. Additionally, investors may have substantial difficulties bringing legal actions to enforce or protect investors' rights, which can increase the risks of loss.

**Risks Associated with South Korea:** Investing in South Korean securities has special risks, including those related to political, economic and social instability in South Korea, and the potential for increased militarization in North Korea. Securities trading on South Korean securities markets are concentrated in a relatively small number of issuers, which results in potentially fewer investment opportunities for the Fund. South Korea's financial sector has shown certain signs of systemic weakness and illiquidity, which, if exacerbated, could prove to be a material risk for investments in South Korea. South Korea is dependent on foreign sources for its energy needs. A significant increase in energy prices could have an adverse impact on South Korea's economy. The South Korean government has historically exercised and continues to exercise substantial influence over many aspects of the private sector. The South Korean government from time to time has informally influenced the prices of certain products, encouraged companies to invest or to concentrate in particular industries and induced mergers between companies in industries experiencing excess capacity.

**Growth Stock Risk:** Growth stocks may be more volatile than other stocks because they are more sensitive to investor perceptions of the issuing company's growth potential. Growth stocks may go in and out of favor over time and may perform differently than the market as a whole.

**Equity Securities Risk:** Equity securities may include common stock, preferred stock or other securities representing an ownership interest or the right to acquire an ownership interest in an issuer. Equity risk is the risk that stocks and other equity securities generally fluctuate in value more than bonds and may decline in value over short or extended periods. The value of stocks and other equity securities may be affected by changes in an issuer's financial condition, factors that affect a particular industry or industries, or as a result of changes in overall market, economic and political conditions that are not specifically related to a company or industry.

**Preferred Stock Risk:** Preferred stock normally pays dividends at a specified rate and has precedence over common stock in the event the issuer is liquidated or declares bankruptcy. However, in the event a company is liquidated or declares bankruptcy, the claims of owners of bonds take precedence over the claims of those who own preferred and common stock. If interest rates rise, the dividend on preferred stocks may be less attractive, causing the price of such stocks to decline.

**Depository Receipts Risk:** Although depository receipts have risks similar to the securities that they represent, they may also involve higher expenses and may trade at a discount (or premium) to the underlying security. In addition, depository receipts may not pass through voting and other shareholder rights, and may be less liquid than the underlying securities listed on an exchange.

**Volatility Risk:** The smaller size and lower levels of liquidity in emerging markets, as well as other factors, may result in changes in the prices of emerging market securities that are more volatile than those of companies in more developed regions. This volatility can cause the price of the Fund's shares to go up or down dramatically. Because of this volatility, this Fund is better suited for long-term investors (typically five years or longer).

**ETF Risks:** The Fund is an ETF, and, as a result of an ETF's structure, it is exposed to the following risks:

- **Authorized Participants, Market Makers, and Liquidity Providers Limitation Risk:** Only an Authorized Participant ("AP") may engage in creation or redemption transactions directly with the Fund. The Fund has a limited number of financial institutions that may act as APs, and none of these APs are or will be obligated to engage in creation or redemption transactions. In addition, there may be a limited number of market makers and/or liquidity providers in the marketplace with respect to the Fund's shares. To the extent either of the following events occur, shares of the Fund may trade at a material discount to NAV and possibly face trading halts and/or delisting (that is, investors would no longer be able to trade the Fund's shares in the secondary market): (i) APs exit the business or otherwise become unable to process creation and/or redemption orders (including in situations where APs have limited or diminished access to capital required to post collateral), and no other APs step forward to perform these services, or (ii) market makers and/or liquidity providers exit the business or significantly reduce their business activities and no other entities step forward to perform their functions.
- **Cash Redemption Risk:** Unlike many ETFs, the Fund's investment strategy may require it to redeem shares of the Fund for cash or to otherwise include cash as part of its redemption proceeds. The Fund may be required to sell or unwind portfolio investments to obtain the cash needed to distribute redemption proceeds. This may cause the Fund to recognize a capital gain that it might not have recognized if it had made a redemption in-kind. As a result, the Fund may pay out higher annual capital gain distributions than if the in-kind redemption process was used. Cash redemptions may also entail higher transaction costs than in-kind redemptions, which costs may be passed on to redeemers of creation units of Fund shares in the form of redemption transaction fees. The cost of cash redemptions could also reduce the Fund's NAV to the extent that those costs are not fully offset by the redemption transaction fee charged to the redeeming Authorized Participant.
- **Costs of Buying or Selling Shares:** Due to the costs of buying or selling, including brokerage commissions imposed by brokers and bid/ask spreads, frequent trading of shares of the Fund may significantly reduce investment results and an investment in Fund shares may not be advisable for investors who anticipate regularly making small investments. The bid/ask spread of the Fund's shares varies over time based on the Fund's trading volume and market liquidity and may increase if the Fund's trading volume, the spread of the Fund's underlying securities, or market liquidity decrease. In times of severe market disruption, including when trading of the Fund's holdings may be halted, the bid/ask spread may increase significantly. This means that Fund shares may trade at a discount to the Fund's NAV, and the discount is likely to be greatest during significant market volatility. During such periods, you may be unable to sell your shares or may incur significant losses if you sell your shares. There are various methods by which investors can purchase and sell shares of the Fund and various orders that may be placed. Investors should consult their financial intermediary before purchasing or selling shares of the Fund.
- **Large Shareholder Risk:** Shares of the Fund may be owned from time to time by one or more large shareholders, including Authorized Participants, market makers, third party investors, Matthews or affiliates of Matthews or the Fund. Redemptions by large shareholders could have a significant negative impact on the Fund. If a large shareholder were to redeem all, or a large portion, of its shares, the Fund may be forced to sell securities when it otherwise would not have done so, accelerating the realization of capital gains, and increasing transaction costs. In addition, transactions by large shareholders may account for a large percentage of the trading volume on a national securities exchange causing reduced liquidity or have a material effect on the market price of the shares of the Fund.
- **Shares May Trade at Prices Other Than NAV:** As with all ETFs, shares of the Fund may be bought and sold in the secondary market at market prices. Although the creation/redemption feature is designed to help the market price of Fund shares approximate the Fund's NAV, market prices are not expected to correlate exactly to the Fund's NAV and there may be times when the market price of Fund shares is more than the intra-day value of the Fund's holdings (premium) or less than the intra-day value of the Fund's holdings (discount) due to supply and demand of the Fund's shares, during periods of market volatility or for other reasons. This risk is heightened in times of market volatility and volatility in the Fund's portfolio holdings, periods of steep market declines, and periods when there is limited trading activity for Fund shares in the secondary market, in which case such premiums or discounts may be significant. If an investor purchases shares of the Fund at a time when the market price is at a premium to the NAV of the shares or sells at a time when the market price is at a discount to the NAV of the shares, then the investor may sustain losses that are in addition to any losses caused by a decrease in NAV. Given the nature of the relevant markets for certain of the securities for the Fund, shares may trade at a larger premium or discount to NAV than shares of other kinds of ETFs. In addition, the securities held by the Fund may be traded in markets that close at a different time than the exchange on which the shares are listed. Liquidity in those securities may be reduced after the applicable closing times. Accordingly, during the time when the exchange is open but after the applicable market closing, fixing or settlement times, bid/ask spreads and the resulting premium or discount to the NAV of Fund shares may widen.

- **Trading:** Although shares of the Fund are listed for trading on a national securities exchange, and may be traded on other U.S. exchanges, there can be no assurance that the shares will trade with any volume, or at all, on any stock exchange. In stressed market conditions, the liquidity of shares may begin to mirror the liquidity of the Fund's underlying portfolio holdings, which can be significantly less liquid than shares of the Fund. Trading in Fund shares on the exchange may be halted due to market conditions or for reasons that, in the view of the exchange, make trading in shares inadvisable. In addition, trading in Fund shares on the exchange is subject to trading halts caused by extraordinary market volatility pursuant to the exchange "circuit breaker" rules. If a trading halt or unanticipated early closing of the exchange occurs, a shareholder may be unable to purchase or sell shares of a Fund. There can be no assurance that the requirements of the Exchange necessary to maintain the listing of the Fund will continue to be met or will remain unchanged.

**Risks Associated with Smaller Companies:** Smaller companies may offer substantial opportunities for capital growth; they also involve substantial risks, and investments in smaller companies may be considered speculative. Such companies often have limited product lines, markets or financial resources. Securities of smaller companies may trade less frequently and in lesser volume than more widely held securities and the securities of smaller companies generally are subject to more abrupt or erratic price movements than more widely held or larger, more established companies or the market indices in general.

**Risks Associated with Medium-Size Companies:** Medium-size companies may be subject to a number of risks not associated with larger, more established companies, potentially making their stock prices more volatile and increasing the risk of loss.

**Active Management Risk:** The Fund is actively managed by Matthews. There is the risk that Matthews may select securities that underperform the relevant stock market(s), the Fund's benchmark index or other funds with similar investment objectives and investment strategies.

**Sector Concentration Risk:** To the extent that the Fund emphasizes, from time to time, investments in a particular sector, the Fund will be subject to a greater degree to the risks particular to that sector, including the sectors described below. Market conditions, interest rates, and economic, regulatory, or financial developments could significantly affect a single sector. By focusing its investments in a particular sector, the Fund may face more risks than if it were diversified broadly over numerous sectors.

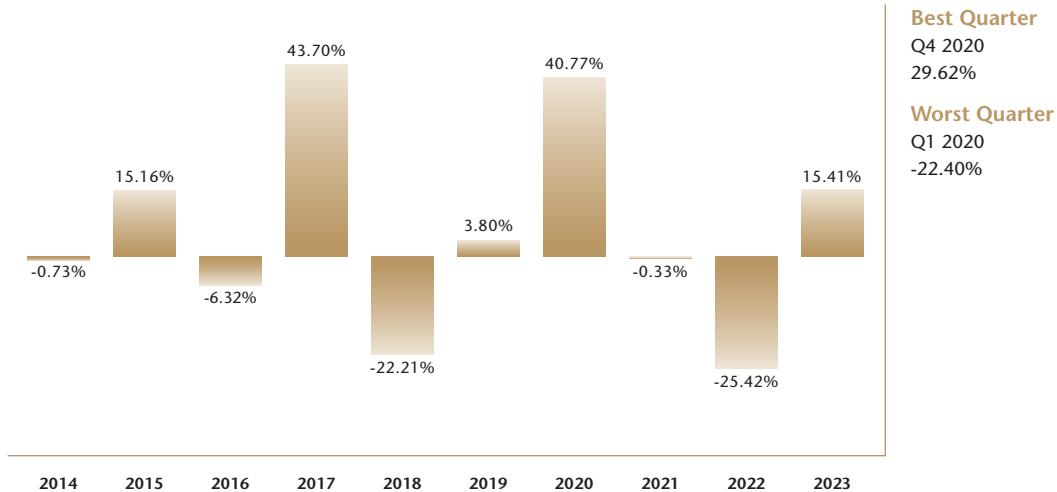
- *Information Technology Sector Risk:* As of December 31, 2023, 38% of the Fund's assets were invested in the information technology sector. Information technology companies may be significantly affected by aggressive pricing as a result of intense competition and by rapid product obsolescence due to rapid development of technological innovations and frequent new product introduction. Other factors, such as short product cycle, possible loss or impairment of intellectual property rights, and changes in government regulations, may also adversely impact information technology companies.

**Cybersecurity Risk:** With the increased use of technologies such as the internet to conduct business, the Fund is susceptible to operational, information security, and related risks. Cyber incidents affecting the Fund or its service providers may cause disruptions and impact business operations, potentially resulting in financial losses, interference with the Fund's ability to calculate its NAV, impediments to trading, the inability of shareholders to transact business, violations of applicable privacy and other laws, regulatory fines, penalties, reputational damage, reimbursement or other compensation costs, or additional compliance costs.

## Past Performance

On July 14, 2023, the Fund acquired the assets and assumed the liabilities of the Matthews Korea Fund, a series the Trust (the "Predecessor Fund"), in a reorganization (the "Reorganization"). As a result of the Reorganization, the Fund adopted the performance and financial history of the Institutional Class of the Predecessor Fund. The performance information provided below includes that of the Institutional Class of the Predecessor Fund. The Fund has the same investment objective and substantially similar strategies as the Predecessor Fund. However, the Fund has a lower net expense ratio than each share class of the Predecessor Fund. As a result, the performance returns of the Fund for the periods shown would have been different than those of the Predecessor Fund. The performance of the Fund's benchmark indexes are also shown below.

### ANNUAL RETURNS FOR YEARS ENDED 12/31



### AVERAGE ANNUAL TOTAL RETURNS FOR PERIODS ENDED DECEMBER 31, 2023

|   | 1 year | 5 years | 10 years | Since Inception<br>(10/29/10) |
|---|--------|---------|----------|-------------------------------|
| <b>Matthews Korea Active ETF</b>  |        |         |          |                               |
| Return before taxes   | 15.41% | 4.71%   | 4.27%    | 5.84%                         |
| Return after taxes on distributions <sup>1</sup>  | 14.64% | 3.40%   | 2.65%    | 4.45%                         |
| Return after taxes on distributions and sale of Fund shares <sup>1</sup>                                    | 9.10%  | 3.64%   | 3.28%    | 4.68%                         |
| <b>MSCI Korea 25/50 Index</b><br>(reflects no deduction for fees, expenses or taxes)                        | 21.31% | 5.06%   | 3.16%    | n.a. <sup>2</sup>             |
| <b>Korea Composite Stock Price Index<sup>3</sup></b><br>(reflects no deduction for fees, expenses or taxes) | 17.24% | 4.31%   | 2.61%    | 3.37%                         |

1 After-tax returns are calculated using the highest historical individual federal marginal income tax rates and do not reflect the impact of state and local taxes. Actual after-tax returns depend on an investor's tax situation and may differ from those shown. After-tax returns shown are not relevant to investors who hold their Fund shares through tax-deferred arrangements, such as 401(k) plans or individual retirement accounts.

2 Index launched on 11/22/12.

3 Korea Composite Stock Price Index performance data may be readjusted periodically by the Korea Exchange due to certain factors, including the declaration of dividends.

## Investment Advisor

Matthews International Capital Management, LLC ("Matthews")

## Portfolio Managers

**Lead Manager:** Elli Lee has been a Portfolio Manager of the Matthews Korea Active ETF since its inception in 2023.

**Lead Manager:** Sojung Park has been a Portfolio Manager of the Matthews Korea Active ETF since its inception in 2023.

**Co-Manager:** Michael J. Oh, CFA, has been a Portfolio Manager of the Matthews Korea Active ETF since its inception in 2023.

The Portfolio Managers are primarily responsible for the Fund's day-to-day investment management decisions. The Lead Managers are supported by and consult with the Co-Manager.

**For important information about the Purchase and Sale of Fund Shares; Tax Information; and Payments to Broker-Dealers and Other Financial Intermediaries, please turn to page 64.**



# Matthews Asia Dividend Active ETF

## FUND SUMMARY

### *Investment Objective*

Total return with an emphasis on providing current income.

### *Fees and Expenses of the Fund*

This table describes the fees and expenses that you may pay if you buy, hold and sell shares of this Fund. You may pay other fees, such as brokerage commissions and other fees to financial intermediaries, which are not reflected in the table and example below.

#### ANNUAL OPERATING EXPENSES

*(expenses that you pay each year as a percentage of the value of your investment)*

|   |              |
|---|--------------|
| Management Fees                             | 0.79%        |
| Other Expenses                              | 0.00%        |
| <b>Total Annual Fund Operating Expenses</b> | <b>0.79%</b> |

#### EXAMPLE OF FUND EXPENSES

This example is intended to help you compare the cost of investing in the Fund with the cost of investing in other funds. The example assumes that you invest \$10,000 in the Fund for the time periods indicated and then sell all of your shares at the end of those periods. The example also assumes that your investment has a 5% return each year and that the Fund's operating expenses remain the same. Although your actual costs may be higher or lower, based on these assumptions your costs would be:

One year: \$81

Three years: \$252

#### PORTFOLIO TURNOVER

The Fund pays transaction costs, such as commissions, when it buys and sells securities (or "turns over" its portfolio). A higher portfolio turnover may indicate higher transaction costs and may result in higher taxes when Fund shares are held in a taxable account. These costs, which are not reflected in annual fund operating expenses or in the example of fund expenses, affect the Fund's performance. During the most recent fiscal year, the Fund's portfolio turnover rate was 6% of the average value of its portfolio.

### *Principal Investment Strategy*

Under normal circumstances, the Matthews Asia Dividend Active ETF seeks to achieve its investment objective by investing at least 80% of its net assets, which include borrowings for investment purposes, in dividend-paying equity securities of companies located in Asia. The Fund may also invest up to 20% of its net assets in convertible debt of any maturity and credit quality, including those that are unrated, or would be below investment grade (referred to as "junk bonds") if rated, of companies located in Asia. Asia consists of all countries and markets in Asia, and includes developed, emerging, and frontier countries and markets in the Asian region. Certain emerging market countries may also be classified as "frontier" market countries, which are a subset of emerging market countries with newer or even less developed economies and markets, such as Sri Lanka and Vietnam. A company or other issuer is considered to be "located" in a country or a region, and a security or instrument is deemed to be an Asian (or specific country) security or instrument, if it has substantial ties to that country or region. Matthews currently makes that determination based primarily on one or more of the following criteria: (A) with respect to a company or issuer, whether (i) it is organized under the laws of that country or any country in that region; (ii) it derives at least 50% of its revenues or profits from goods produced or sold, investments made, or services performed, or has at least 50% of its assets located, within that country or region; (iii) it has the primary trading markets for its securities in that country or region; (iv) it has its principal place of business in or is otherwise headquartered in that country or region; or (v) it is a governmental entity or an agency, instrumentality or a political subdivision of that country or any country in that region; and (B) with respect to an instrument or issue, whether (i) its issuer is headquartered or organized in that country or region; (ii) it is issued to finance a project that has at least 50% of its assets or operations in that country or region; (iii) it is at

least 50% secured or backed by assets located in that country or region; (iv) it is a component of or its issuer is included in the MSCI All Country Asia Pacific Index, the Fund's primary benchmark index; or (v) it is denominated in the currency of an Asian country and addresses at least one of the other above criteria. The term "located" and the associated criteria listed above have been defined in such a way that Matthews has latitude in determining whether an issuer should be included within a region or country. Matthews may rely on only one criterion to determine location even if other criteria point to a different location. The Fund may also invest in depositary receipts, including American, European and Global Depositary Receipts.

The Fund seeks to provide a level of current income that is higher than the yield generally available in Asian equity markets over the long term. The Fund intends to distribute its realized income, if any, regularly (typically quarterly in March, June, September and December). There is no guarantee that the Fund will be able to distribute its realized income, if any, regularly.

The Fund's objective is total return with an emphasis on providing current income. Total return includes current income (dividends and distributions paid to shareholders) and capital gains (share price appreciation). The Fund measures total return over longer periods. Because of this objective, under normal circumstances, the Fund primarily invests in companies that exhibit attractive dividend yields and the propensity (in Matthews' judgment) to pay increasing dividends. Matthews believes that in addition to providing current income, growing dividend payments by portfolio companies are an important component supporting capital appreciation. Matthews expects that such companies typically will be of medium or large size, but the Fund may invest in companies of any size. Matthews measures a company's size with respect to fundamental criteria such as, but not limited to, market capitalization, book value, revenues, profits, cash flow, dividends paid and number of employees. The implementation of the principal investment strategies of the Fund may result in a significant portion of the Fund's assets being invested from time to time in one or more sectors, including, but not limited to, the consumer discretionary sector, but the Fund may invest in companies in any sector.

### *Principal Risks of Investment*

There is no guarantee that your investment in the Fund will increase in value. The value of your investment in the Fund could go down, meaning you could lose money. The principal risks of investing in the Fund are:

#### **Political, Social and Economic Risks of Investing in Asia:**

The value of the Fund's assets may be adversely affected by political, economic, social and religious instability; inadequate investor protection; changes in laws or regulations of countries within the Asian region (including countries in which the Fund invests, as well as the broader region); international relations with other nations; natural disasters; corruption and military activity. The economies of many Asian countries differ from the economies of more developed countries in many respects, such as rate of growth, inflation, capital reinvestment, resource self-sufficiency, financial system stability, the national balance of payments position and sensitivity to changes in global trade.

**Geopolitical Events Risk:** The interconnectivity between global economies and financial markets increases the like-

lihood that events or conditions in one region or financial market may adversely impact issuers in a different country, region or financial market. Securities in the Fund's portfolio may underperform due to inflation (or expectations for inflation), interest rates, global demand for particular products or resources, natural disasters, climate change and climate-related events, pandemics, epidemics, terrorism, international conflicts, regulatory events and governmental or quasi-governmental actions. The occurrence of global events similar to those in recent years may result in market volatility and may have long term effects on the global financial markets.

**Currency Risk:** When the Fund conducts securities transactions in a foreign currency, there is the risk of the value of the foreign currency increasing or decreasing against the value of the U.S. dollar. The value of an investment denominated in a foreign currency will decline in U.S. dollar terms if that currency weakens against the U.S. dollar. While the Fund is permitted to hedge currency risks, Matthews does not anticipate doing so at this time. Additionally, Asian countries may utilize formal or informal currency-exchange controls or "capital controls." Capital controls may impose restrictions on the Fund's ability to repatriate investments or income. Such controls may also affect the value of the Fund's holdings.

#### **Risks Associated with Emerging and Frontier Markets:**

Many Asian countries are considered emerging or frontier markets. Such markets are often less stable politically and economically than developed markets such as the United States, and investing in these markets involves different and greater risks due to, among other factors, different accounting standards; variable quality and reliability of financial information and related audits of companies; higher brokerage costs and thinner trading markets as compared to those in developed countries; the possibility of currency transfer restrictions; and the risk of expropriation, nationalization or other adverse political, economic or social developments. There may be less publicly available information about companies in many Asian countries, and the stock exchanges and brokerage industries in many Asian countries typically do not have the level of government oversight as do those in the U.S. Securities markets of many Asian countries are also substantially smaller, less liquid and more volatile than securities markets in the U.S. Additionally, investors may have substantial difficulties bringing legal actions to enforce or protect investors' rights, which can increase the risks of loss. Frontier markets, a subset of emerging markets, generally have smaller economies and even less mature capital markets than emerging markets. As a result, the risks of investing in emerging market countries are magnified in frontier market countries. Frontier markets are more susceptible to having abrupt changes in currency values, less mature markets and settlement practices, and lower trading volumes, which could lead to greater price volatility and illiquidity.

**Dividend-Paying Securities Risk:** The Fund will invest in dividend-paying equity securities. There can be no guarantee that companies that have historically paid dividends will continue to pay them or pay them at the current rates in the future. The prices of dividend-paying equity securities (and particularly of those issued by Asian companies) can be highly volatile. In addition, dividend-paying equity securities, in particular those whose market price is closely related to their yield, may exhibit greater sensitivity to interest rate changes. The Fund's investment in such securities may also limit its potential for appreciation during a broad market advance.

**Equity Securities Risk:** Equity securities may include common stock, preferred stock or other securities representing an ownership interest or the right to acquire an ownership interest in an issuer. Equity risk is the risk that stocks and other equity securities generally fluctuate in value more than bonds and may decline in value over short or extended periods. The value of stocks and other equity securities may be affected by changes in an issuer's financial condition, factors that affect a particular industry or industries, or as a result of changes in overall market, economic and political conditions that are not specifically related to a company or industry.

**Depository Receipts Risk:** Although depository receipts have risks similar to the securities that they represent, they may also involve higher expenses and may trade at a discount (or premium) to the underlying security. In addition, depository receipts may not pass through voting and other shareholder rights, and may be less liquid than the underlying securities listed on an exchange.

**Volatility Risk:** The smaller size and lower levels of liquidity in emerging markets, as well as other factors, may result in changes in the prices of Asian securities that are more volatile than those of companies in more developed regions. This volatility can cause the price of the Fund's shares to go up or down dramatically. Because of this volatility, this Fund is better suited for long-term investors (typically five years or longer). If the value of the Fund's investments declines, the net asset value of the Fund will decline and investors may lose some of all of the value of their investments.

**ETF Risks:** The Fund is an ETF, and, as a result of an ETF's structure, it is exposed to the following risks:

- ☛ **Authorized Participants, Market Makers, and Liquidity Providers Limitation Risk:** Only an Authorized Participant ("AP") may engage in creation or redemption transactions directly with the Fund. The Fund has a limited number of financial institutions that may act as APs, and none of these APs are or will be obligated to engage in creation or redemption transactions. In addition, there may be a limited number of market makers and/or liquidity providers in the marketplace with respect to the Fund's shares. To the extent either of the following events occur, shares of the Fund may trade at a material discount to NAV and possibly face trading halts and/or delisting (that is, investors would no longer be able to trade the Fund's shares in the secondary market): (i) APs exit the business or otherwise become unable to process creation and/or redemption orders (including in situations where APs have limited or diminished access to capital required to post collateral), and no other APs step forward to perform these services, or (ii) market makers and/or liquidity providers exit the business or significantly reduce their business activities and no other entities step forward to perform their functions.
- ☛ **Cash Redemption Risk:** Unlike many ETFs, the Fund's investment strategy may require it to redeem shares of the Fund for cash or to otherwise include cash as part of its redemption proceeds. The Fund may be required to sell or unwind portfolio investments to obtain the cash needed to distribute redemption proceeds. This may cause the Fund to recognize a capital gain that it might not have recognized if it had made a redemption in-kind. As a result, the Fund may pay out higher annual capital gain distributions than if the in-kind redemption process was used. Cash redemptions may also entail higher transaction costs than in-kind redemptions, which costs may be passed on to redeemers of creation units of Fund shares in the form of redemption

transaction fees. The cost of cash redemptions could also reduce the Fund's NAV to the extent that those costs are not fully offset by the redemption transaction fee charged to the redeeming Authorized Participant.

- ☛ **Costs of Buying or Selling Shares:** Due to the costs of buying or selling, including brokerage commissions imposed by brokers and bid/ask spreads, frequent trading of shares of the Fund may significantly reduce investment results and an investment in Fund shares may not be advisable for investors who anticipate regularly making small investments. The bid/ask spread of the Fund's shares varies over time based on the Fund's trading volume and market liquidity and may increase if the Fund's trading volume, the spread of the Fund's underlying securities, or market liquidity decrease. In times of severe market disruption, including when trading of the Fund's holdings may be halted, the bid/ask spread may increase significantly. This means that Fund shares may trade at a discount to the Fund's NAV, and the discount is likely to be greatest during significant market volatility. During such periods, you may be unable to sell your shares or may incur significant losses if you sell your shares. There are various methods by which investors can purchase and sell shares of the Fund and various orders that may be placed. Investors should consult their financial intermediary before purchasing or selling shares of the Fund.
- ☛ **Large Shareholder Risk:** Shares of the Fund may be owned from time to time by one or more large shareholders, including Authorized Participants, market makers, third party investors, Matthews or affiliates of Matthews or the Fund. Redemptions by large shareholders could have a significant negative impact on the Fund. If a large shareholder were to redeem all, or a large portion, of its shares, the Fund may be forced to selling securities when it otherwise would not have done so, accelerating the realization of capital gains, and increasing transaction costs. In addition, transactions by large shareholders may account for a large percentage of the trading volume on a national securities exchange causing reduced liquidity or have a material effect on the market price of the shares of the Fund.
- ☛ **Shares May Trade at Prices Other Than NAV:** As with all ETFs, shares of the Fund may be bought and sold in the secondary market at market prices. Although the creation/redemption feature is designed to help the market price of Fund shares approximate the Fund's NAV, market prices are not expected to correlate exactly to the Fund's NAV and there may be times when the market price of Fund shares is more than the intra-day value of the Fund's holdings (premium) or less than the intra-day value of the Fund's holdings (discount) due to supply and demand of the Fund's shares during periods of market volatility or for other reasons. This risk is heightened in times of market volatility and volatility in the Fund's portfolio holdings, periods of steep market declines, and periods when there is limited trading activity for Fund shares in the secondary market, in which case such premiums or discounts may be significant. If an investor purchases shares of the Fund at a time when the market price is at a premium to the NAV of the shares or sells at a time when the market price is at a discount to the NAV of the shares, then the investor may sustain losses that are in addition to any losses caused by a decrease in NAV. Given the nature of the relevant markets for certain of the securities for the Fund, shares may trade at a larger premium or discount to NAV than shares of other kinds of ETFs. In addition, the securities held by the Fund may be traded in markets that close at a different time than the exchange on which the shares are listed. Liquidity in



those securities may be reduced after the applicable closing times. Accordingly, during the time when the exchange is open but after the applicable market closing, fixing or settlement times, bid/ask spreads and the resulting premium or discount to the NAV of Fund shares may widen.

✿ **Trading:** Although shares of the Fund are listed for trading on a national securities exchange, and may be traded on other U.S. exchanges, there can be no assurance that the shares will trade with any volume, or at all, on any stock exchange. Because the Fund is new, no trading market for its shares may develop. In stressed market conditions, the liquidity of shares may begin to mirror the liquidity of the Fund's underlying portfolio holdings, which can be significantly less liquid than shares of the Fund. Trading in Fund shares on the exchange may be halted due to market conditions or for reasons that, in the view of the exchange, make trading in shares inadvisable. In addition, trading in Fund shares on the exchange is subject to trading halts caused by extraordinary market volatility pursuant to the exchange "circuit breaker" rules. If a trading halt or unanticipated early closing of the exchange occurs, a shareholder may be unable to purchase or sell shares of the Fund. There can be no assurance that the requirements of the Exchange necessary to maintain the listing of the Fund will continue to be met or will remain unchanged.

**Convertible Securities Risk:** The Fund may invest in convertible preferred stocks, and convertible bonds and debentures. The risks of convertible bonds and debentures include repayment risk and interest rate risk. Many Asian convertible securities are not rated by rating agencies. The Fund may invest in convertible debt securities of any maturity and in those that are unrated, or would be below investment grade (referred to as "junk bonds") if rated. Therefore, credit risk may be greater for the Fund than for other funds that invest in higher-grade securities. These securities are also subject to greater liquidity risk than many other types of securities.

**Risks Associated with Medium-Size Companies:**

Medium-size companies may be subject to a number of risks not associated with larger, more established companies, potentially making their stock prices more volatile and increasing the risk of loss.

**Risks Associated with Smaller Companies:** Smaller companies may offer substantial opportunities for capital growth; they also involve substantial risks, and investments in smaller companies may be considered speculative. Such companies often have limited product lines, markets or financial resources. Securities of smaller companies may trade less frequently and in lesser volume than more widely held securities and the securities of smaller companies generally are subject to more abrupt or erratic price movements than more widely held or larger, more established companies or the market indices in general.

**Risks Associated with China and Hong Kong:** The Chinese government exercises significant control over China's economy through its industrial policies, monetary policy,

management of currency exchange rates, and management of the payment of foreign currency-denominated obligations. Changes in these policies could adversely impact affected industries or companies in China. China's economy, particularly its export-oriented industries, may be adversely impacted by trade or political disputes with China's major trading partners, including the U.S. In addition, as its consumer class continues to grow, China's domestically oriented industries may be especially sensitive to changes in government policy and investment cycles. As demonstrated by Hong Kong protests in recent years over political, economic, and legal freedoms, and the Chinese government's response to them, considerable political uncertainty continues to exist within Hong Kong. Due to the interconnected nature of the Hong Kong and Chinese economies, this instability in Hong Kong may cause uncertainty in the Hong Kong and Chinese markets. If China were to exert its authority so as to alter the economic, political or legal structures or the existing social policy of Hong Kong, investor and business confidence in Hong Kong could be negatively affected and have an adverse effect on the Fund's investments.

**Risks Associated with Japan:** The Japanese economy has only recently emerged from a prolonged economic downturn. Since the year 2000, Japan's economic growth rate has remained relatively low. The Japanese economy is characterized by an aging demographic, declining population, large government debt and highly regulated labor market. Economic growth in Japan is dependent on domestic consumption, deregulation and consistent government policy. International trade, particularly with the U.S., also impacts growth of the Japanese economy, and adverse economic conditions in the U.S. or other trade partners may affect Japan.

**Active Management Risk:** The Fund is actively managed by Matthews. There is the risk that Matthews may select securities that underperform the relevant stock market(s), the Fund's benchmark index or other funds with similar investment objectives and investment strategies.

**Sector Concentration Risk:** To the extent that the Fund emphasizes, from time to time, investments in a particular sector, the Fund will be subject to a greater degree to the risks particular to that sector. Market conditions, interest rates, and economic, regulatory, or financial developments could significantly affect a single sector. By focusing its investments in a particular sector, the Fund may face more risks than if it were diversified broadly over numerous sectors.

**Cybersecurity Risk:** With the increased use of technologies such as the internet to conduct business, the Fund is susceptible to operational, information security, and related risks. Cyber incidents affecting the Fund or its service providers may cause disruptions and impact business operations, potentially resulting in financial losses, interference with the Fund's ability to calculate its NAV, impediments to trading, the inability of shareholders to transact business, violations of applicable privacy and other laws, regulatory fines, penalties, reputational damage, reimbursement or other compensation costs, or additional compliance costs.

## *Past Performance*

The Fund is new and does not have a full calendar year of performance or financial information to present. Once it has been in operation for a full calendar year, performance (including total return) and financial information will be presented. The Fund's primary benchmark index is the MSCI All Country Asia Pacific Index.

## *Investment Advisor*

Matthews International Capital Management, LLC ("Matthews")

## *Portfolio Managers*

**Lead Manager:** Robert Horrocks, PhD, has been a Portfolio Manager of the Matthews Asia Dividend Active ETF since its inception in 2023.

**Lead Manager:** Kenneth Lowe, CFA, has been a Portfolio Manager of the Matthews Asia Dividend Active ETF since its inception in 2023.

**Co-Manager:** Siddharth Bhargava has been a Portfolio Manager of the Matthews Asia Dividend Active ETF since its inception in 2023.

**Co-Manager:** Elli Lee has been a Portfolio Manager of the Matthews Asia Dividend Active ETF since its inception in 2023.

**Co-Manager:** Winnie Chwang has been a Portfolio Manager of the Matthews Asia Dividend Active ETF since its inception in 2023.

The Portfolio Managers are primarily responsible for the Fund's day-to-day investment management decisions. The Lead Managers are supported by and consult with the Co-Managers.

**For important information about the Purchase and Sale of Fund Shares; Tax Information; and Payments to Broker-Dealers and Other Financial Intermediaries, please turn to page 64**

# Important Information about the Funds

## Purchase and Sale of Fund Shares

Shares of the Funds are listed and trade on the NYSE Arca and NASDAQ (collectively, the “Exchanges”). Individual shares of the Funds may only be bought and sold on the Exchanges through a broker or dealer at market prices, rather than at net asset value (“NAV”). Because shares of the Funds trade at market prices rather than at NAV, Fund shares may trade at a price greater than NAV (premium) or less than NAV (discount). Investors may also incur costs attributable to the difference between the highest price a buyer is willing to pay to purchase shares of the Fund (bid) and the lowest price a seller is willing to accept for shares of the Fund (ask) when buying or selling shares of the Funds in the secondary market (the “Bid-Ask Spread”).

The Funds issue and redeem shares at NAV only in large blocks known as “Creation Units.” Each Fund generally issues and redeems Creation Units in exchange for a designated amount of U.S. cash and/or a portfolio of securities (the “Deposit Securities”). Only Authorized Participants (“APs”) may acquire Creation Units directly from the Fund, and only APs may tender Creation Units for redemption directly to the Fund, at NAV. APs must be a member or participant of a clearing agency registered with the SEC and must execute a Participant Agreement that has been agreed to by the Funds’ distributor, and that has been accepted by the Funds’ transfer agent, with respect to purchases and redemptions of Creation Units. Once created, Fund shares trade in the secondary market in quantities less than a Creation Unit.

Most investors buy and sell individual shares of the Funds in secondary market transactions through brokers. Shares of the Funds are listed for trading on the Exchanges and can be bought and sold throughout the trading day like other publicly traded securities.

When buying or selling Fund shares through a broker, you will incur customary brokerage commissions and charges, and you may pay some or all of the spread between the bid and the offer price in the secondary market on each leg of a round trip (purchase and sale) transaction. In addition, because secondary market transactions occur at market prices, you may pay more than NAV when you buy shares of the Funds, and receive less than NAV when you sell those shares.

Information on each Fund’s NAV, market price, premiums and discounts to NAV, and bid-ask spreads is available on the Funds’ website at [matthewsasia.com](http://matthewsasia.com).

## Tax Information

Fund distributions are generally taxable as ordinary income, qualified dividend income, or capital gains (or a combination), unless your investment is in an IRA or other tax-advantaged account. Distributions on investments made through tax-deferred arrangements may be taxed later upon withdrawal of assets from those accounts.

## Payments to Broker-Dealers and Other Financial Intermediaries

Matthews may pay a broker-dealer or other financial intermediary (such as a bank) for certain activities related to the Fund, including data collection, marketing, educational training, participation on certain distribution platforms or other initiatives related to the sale or promotion of Fund shares. Matthews makes these payments from their own assets and not from the assets of the Funds. Any such arrangements do not result in an increase in the expenses, or the cost of, owning the Fund. These payments may create a conflict of interest by influencing the broker-dealer or other intermediary and your salesperson to recommend the Fund over another investment. Ask your salesperson or visit your financial intermediary’s website for more information.

## Financial Highlights

The financial highlights tables are intended to help you understand the Funds' financial performance for the past 5 years or, if shorter, the period of the applicable Fund's operations. Certain information reflects financial results for a single Fund share. The total returns in the tables represent the rate that an investor would have earned (or lost) on an investment in a Fund (assuming reinvestment of all dividends and distributions). This information has been audited by PricewaterhouseCoopers LLP, the Funds' independent registered public accounting firm, whose report, along with the Funds' financial statements, are included in the Funds' annual report, which is available upon request. The Matthews Emerging Markets Discovery Active ETF and Matthews China Discovery Active ETF commenced operations on January 10, 2024, and audited financial statements for those Funds are not available as of the date of this prospectus.

### Matthews Emerging Markets Equity Active ETF

The table below sets forth financial data for a share of beneficial interest outstanding throughout each period presented.

|   | Year Ended<br>Dec. 31, 2023 | Period Ended<br>Dec. 31, 2022 <sup>1</sup> |
|---|-----------------------------|--|
| Net Asset Value, beginning of period  | \$26.27                     | \$25.00                                    |
| Income (loss) from investment operations:   |                             |  |
| Net investment income (loss) <sup>2</sup>   | 0.44                        | 0.23                                       |
| Net realized gain (loss) and unrealized appreciation/depreciation on investments, foreign currency related transactions and foreign capital gains taxes | 1.53                        | 1.18                                       |
| Total from investment operations  | 1.97                        | 1.41                                       |
| Less distributions from:  |                             |  |
| Net investment income   | — <sup>3</sup>              | (0.14)                                     |
| Net Asset Value, end of period  | \$28.24                     | \$26.27                                    |
| <b>Total return*</b>  | <b>7.51%</b>                | <b>5.63%</b> <sup>4</sup>                  |

\*The total return represents the rate that an investor would have earned (or lost) on an investment in the Fund assuming reinvestment of all dividends and distributions.

#### RATIOS/SUPPLEMENTAL DATA

|   |          |                     |
|---|----------|---------------------|
| Net assets, end of period (in 000s)                         | \$55,907 | \$6,304             |
| Ratio of expenses to average net assets                     | 0.79%    | 0.79% <sup>5</sup>  |
| Ratio of net investment income (loss) to average net assets | 1.64%    | 1.93% <sup>5</sup>  |
| Portfolio turnover  | 54.86%   | 15.47% <sup>4</sup> |

1 Commenced operations on July 13, 2022.

2 Calculated using the average daily shares method.

3 Less than \$0.01 per share.

4 Not annualized.

5 Annualized.

## Matthews Emerging Markets ex China Active ETF

The table below sets forth financial data for a share of beneficial interest outstanding throughout each period presented.

|  | Period Ended<br>Dec. 31, 2023 <sup>1</sup> |
|--|--|
| Net Asset Value, beginning of period   | <b>\$25.00</b>                             |
| Income (loss) from investment operations:  |  |
| Net investment income (loss) <sup>2</sup>  | 0.45                                       |
| Net realized gain (loss) and unrealized appreciation/depreciation<br>on investments, foreign currency related transactions and foreign capital gains taxes | 2.46                                       |
| Total from investment operations   | 2.91                                       |
| Less distributions from:   |  |
| Net investment income  | (0.31)                                     |
| Net Asset Value, end of period   | <b>\$27.60</b>                             |
| <b>Total return*</b>   | <b>11.68%<sup>3</sup></b>                  |

\*The total return represents the rate that an investor would have earned (or lost) on an investment in the Fund assuming reinvestment of all dividends and distributions.

### RATIOS/SUPPLEMENTAL DATA

|   |                     |
|---|---------------------|
| Net assets, end of period (in 000s)                         | \$8,831             |
| Ratio of expenses to average net assets                     | 0.79% <sup>4</sup>  |
| Ratio of net investment income (loss) to average net assets | 1.81% <sup>4</sup>  |
| Portfolio turnover  | 28.64% <sup>3</sup> |

1 Commenced operations on January 10, 2023.

2 Calculated using the average daily shares method.

3 Not annualized.

4 Annualized.

## Matthews Emerging Markets Sustainable Future Active ETF

The table below sets forth financial data for a share of beneficial interest outstanding throughout each period presented.

|  | Period Ended<br>Dec. 31, 2023 <sup>1</sup> |
|--|--|
| Net Asset Value, beginning of period   | <b>\$25.00</b>                             |
| Income (loss) from investment operations:  |  |
| Net investment income (loss) <sup>2</sup>  | — <sup>3</sup>                             |
| Net realized gain (loss) and unrealized appreciation/depreciation<br>on investments, foreign currency related transactions and foreign capital gains taxes | 0.75                                       |
| Total from investment operations   | 0.75                                       |
| Less distributions from:   |  |
| Net investment income  | (0.01)                                     |
| Net Asset Value, end of period   | <b>\$25.74</b>                             |
| <b>Total return*</b>   | <b>2.98%<sup>4</sup></b>                   |

\*The total return represents the rate that an investor would have earned (or lost) on an investment in the Fund assuming reinvestment of all dividends and distributions.

### RATIOS/SUPPLEMENTAL DATA

|   |                    |
|---|--------------------|
| Net assets, end of period (in 000s)                         | \$14,155           |
| Ratio of expenses to average net assets                     | 0.79% <sup>5</sup> |
| Ratio of net investment income (loss) to average net assets | 0.07% <sup>5</sup> |
| Portfolio turnover  | 0.37% <sup>4</sup> |

1 Commenced operations on September 21, 2023.

2 Calculated using the average daily shares method.

3 Less than \$0.01 per share.

4 Not annualized.

5 Annualized.

## Matthews Pacific Tiger Active ETF

The table below sets forth financial data for a share of beneficial interest outstanding throughout each period presented.

|  | Period Ended<br>Dec. 31, 2023 <sup>1</sup> |
|--|--|
| Net Asset Value, beginning of period   | <b>\$25.00</b>                             |
| Income (loss) from investment operations:  |  |
| Net investment income (loss) <sup>2</sup>  | 0.05                                       |
| Net realized gain (loss) and unrealized appreciation/depreciation<br>on investments, foreign currency related transactions and foreign capital gains taxes | 0.31                                       |
| Total from investment operations   | 0.36                                       |
| Less distributions from:   |  |
| Net investment income  | (0.03)                                     |
| Net Asset Value, end of period   | <b>\$25.33</b>                             |
| <b>Total return*</b>   | <b>1.44%<sup>3</sup></b>                   |

\*The total return represents the rate that an investor would have earned (or lost) on an investment in the Fund assuming reinvestment of all dividends and distributions.

### RATIOS/SUPPLEMENTAL DATA

|   |                     |
|---|---------------------|
| Net assets, end of period (in 000s)                         | \$79,789            |
| Ratio of expenses to average net assets                     | 0.79% <sup>4</sup>  |
| Ratio of net investment income (loss) to average net assets | 0.80% <sup>4</sup>  |
| Portfolio turnover  | 12.07% <sup>3</sup> |

1 Commenced operations on September 21, 2023.

2 Calculated using the average daily shares method.

3 Not annualized.

4 Annualized.

## Matthews Asia Innovators Active ETF

The table below sets forth financial data for a share of beneficial interest outstanding throughout each period presented.

|  | Year Ended<br>Dec. 31, 2023 | Period Ended<br>Dec. 31, 2022 <sup>1</sup> |
|--|-----------------------------|--|
| Net Asset Value, beginning of period   | <b>\$24.24</b>              | <b>\$25.00</b>                             |
| Income (loss) from investment operations:  |                             |  |
| Net investment income (loss) <sup>2</sup>  | 0.09                        | (0.04)                                     |
| Net realized gain (loss) and unrealized appreciation/depreciation<br>on investments, foreign currency related transactions and foreign capital gains taxes | (0.54)                      | (0.72)                                     |
| Total from investment operations   | (0.45)                      | (0.76)                                     |
| Less distributions from:   |                             |  |
| Net investment income  | (0.23)                      | —  |
| Net Asset Value, end of period   | <b>\$23.56</b>              | <b>\$24.24</b>                             |
| <b>Total return*</b>   | <b>(1.83%)</b>              | <b>(3.04%)<sup>3</sup></b>                 |

\*The total return represents the rate that an investor would have earned (or lost) on an investment in the Fund assuming reinvestment of all dividends and distributions.

### RATIOS/SUPPLEMENTAL DATA

|   |          |                      |
|---|----------|----------------------|
| Net assets, end of period (in 000s)                         | \$84,809 | \$105,439            |
| Ratio of expenses to average net assets                     | 0.79%    | 0.79% <sup>4</sup>   |
| Ratio of net investment income (loss) to average net assets | 0.39%    | (0.33%) <sup>4</sup> |
| Portfolio turnover  | 277.86%  | 72.56% <sup>3</sup>  |

1 Commenced operations on July 13, 2022.

2 Calculated using the average daily shares method.

3 Not annualized.

4 Annualized.



## Matthews China Active ETF

The table below sets forth financial data for a share of beneficial interest outstanding throughout each period presented.

|  | Year Ended<br>Dec. 31, 2023 | Period Ended<br>Dec. 31, 2022 <sup>1</sup> |
|--|-----------------------------|--|
| Net Asset Value, beginning of period   | <b>\$24.04</b>              | <b>\$25.00</b>                             |
| Income (loss) from investment operations:  |                             |  |
| Net investment income (loss) <sup>2</sup>  | 0.25                        | (0.03)                                     |
| Net realized gain (loss) and unrealized appreciation/depreciation<br>on investments, foreign currency related transactions and foreign capital gains taxes | (4.91)                      | (0.93)                                     |
| Total from investment operations   | (4.66)                      | (0.96)                                     |
| Less distributions from:   |                             |  |
| Net investment income  | (0.31)                      | —  |
| Net Asset Value, end of period   | <b>\$19.07</b>              | <b>\$24.04</b>                             |
| <b>Total return*</b>   | <b>(19.35%)</b>             | <b>(3.84%)<sup>3</sup></b>                 |

\*The total return represents the rate that an investor would have earned (or lost) on an investment in the Fund assuming reinvestment of all dividends and distributions.

### RATIOS/SUPPLEMENTAL DATA

|   |          |                      |
|---|----------|----------------------|
| Net assets, end of period (in 000s)                         | \$21,737 | \$10,099             |
| Ratio of expenses to average net assets                     | 0.79%    | 0.79% <sup>4</sup>   |
| Ratio of net investment income (loss) to average net assets | 1.15%    | (0.24%) <sup>4</sup> |
| Portfolio turnover  | 58.98%   | 12.48% <sup>3</sup>  |

1 Commenced operations on July 13, 2022.

2 Calculated using the average daily shares method.

3 Not annualized.

4 Annualized.

## Matthews India Active ETF

The table below sets forth financial data for a share of beneficial interest outstanding throughout each period presented.

|  | Period Ended<br>Dec. 31, 2023 <sup>1</sup> |
|--|--|
| Net Asset Value, beginning of period   | <b>\$25.00</b>                             |
| Income (loss) from investment operations:  |  |
| Net investment income (loss) <sup>2</sup>  | (0.03)                                     |
| Net realized gain (loss) and unrealized appreciation/depreciation<br>on investments, foreign currency related transactions and foreign capital gains taxes | 2.03                                       |
| Total from investment operations   | 2.00                                       |
| Net Asset Value, end of period   | <b>\$27.00</b>                             |
| <b>Total return*</b>   | <b>8.00%<sup>3</sup></b>                   |

\*The total return represents the rate that an investor would have earned (or lost) on an investment in the Fund assuming reinvestment of all dividends and distributions.

### RATIOS/SUPPLEMENTAL DATA

|   |                      |
|---|----------------------|
| Net assets, end of period (in 000s)                         | \$5,940              |
| Ratio of expenses to average net assets                     | 0.79% <sup>4</sup>   |
| Ratio of net investment income (loss) to average net assets | (0.37%) <sup>4</sup> |
| Portfolio turnover  | 14.97% <sup>3</sup>  |

1 Commenced operations on September 21, 2023.

2 Calculated using the average daily shares method.

3 Not annualized.

4 Annualized.

## Matthews Japan Active ETF

The table below sets forth financial data for a share of beneficial interest outstanding throughout each period presented.

|  | Period Ended<br>Dec. 31, 2023 <sup>1</sup> |
|--|--|
| Net Asset Value, beginning of period   | <b>\$25.00</b>                             |
| Income (loss) from investment operations:  |  |
| Net investment income (loss) <sup>2</sup>  | 0.14                                       |
| Net realized gain (loss) and unrealized appreciation/depreciation<br>on investments, foreign currency related transactions and foreign capital gains taxes | 1.30                                       |
| Total from investment operations   | 1.44                                       |
| Less distributions from:   |  |
| Net investment income  | (0.13)                                     |
| Net Asset Value, end of period   | <b>\$26.31</b>                             |
| <b>Total return*</b>   | <b>5.79%<sup>3</sup></b>                   |

\*The total return represents the rate that an investor would have earned (or lost) on an investment in the Fund assuming reinvestment of all dividends and distributions.

### RATIOS/SUPPLEMENTAL DATA

|   |                     |
|---|---------------------|
| Net assets, end of period (in 000s)                         | \$1,053             |
| Ratio of expenses to average net assets                     | 0.79% <sup>4</sup>  |
| Ratio of net investment income (loss) to average net assets | 2.07% <sup>4</sup>  |
| Portfolio turnover  | 45.53% <sup>3</sup> |

1 Commenced operations on September 21, 2023.

2 Calculated using the average daily shares method.

3 Not annualized.

4 Annualized.

## Matthews Korea Active ETF

The table below sets forth financial data for a share of beneficial interest outstanding throughout each period presented.

| INSTITUTIONALCLASS  | Year Ended Dec. 31,  |                   |                   |                   |                   |
|---|----------------------|-------------------|-------------------|-------------------|-------------------|
|   | 2023 <sup>1, 2</sup> | 2022 <sup>2</sup> | 2021 <sup>2</sup> | 2020 <sup>2</sup> | 2019 <sup>2</sup> |
| Net Asset Value, beginning of year  | \$23.18              | \$34.53           | \$37.05           | \$26.54           | \$27.68           |
| Income (loss) from investment operations:   |                      |                   |                   |                   |                   |
| Net investment income (loss) <sup>3</sup>   | 0.55                 | 0.36              | 0.36              | 0.06              | 0.06              |
| Net realized gain (loss) and unrealized appreciation/<br>depreciation on investments and foreign currency<br>related transactions | 3.00                 | (9.07)            | (0.42)            | 10.75             | 1.02              |
| Total from investment operations  | 3.55                 | (8.71)            | (0.06)            | 10.81             | 1.08              |
| Less distributions from:  |                      |                   |                   |                   |                   |
| Net investment income   | (0.42)               | —                 | (0.66)            | (0.30)            | —                 |
| Net realized gains on investments   | —                    | (2.64)            | (1.80)            | —                 | (2.22)            |
| Total distributions   | (0.42)               | (2.64)            | (2.46)            | (0.30)            | (2.22)            |
| Net Asset Value, end of year  | \$26.31              | \$23.18           | \$34.53           | \$37.05           | \$26.54           |
| <b>Total return*</b>  | <b>15.41%</b>        | <b>(25.39%)</b>   | <b>(0.16%)</b>    | <b>40.76%</b>     | <b>4.01%</b>      |

\*The total return represents the rate that an investor would have earned (or lost) on an investment in the Fund assuming reinvestment of all dividends and distributions.

### RATIOS/SUPPLEMENTAL DATA

|   |          |         |          |          |          |
|---|----------|---------|----------|----------|----------|
| Net assets, end of year (in 000s)                           | \$67,171 | \$9,166 | \$14,998 | \$12,192 | \$23,426 |
| Ratio of expenses to average net assets                     | 0.88%    | 1.08%   | 0.98%    | 1.05%    | 1.05%    |
| Ratio of net investment income (loss) to average net assets | 2.26%    | 1.20%   | 0.93%    | 0.28%    | 0.29%    |
| Portfolio turnover  | 31.75%   | 56.94%  | 40.18%   | 39.62%   | 36.63%   |

1 The Matthews Korea Active ETF acquired all assets and liabilities of the Matthews Korea Fund (the "Predecessor Fund") in a reorganization that occurred on July 14, 2023. The performance and financial history of the Predecessor Fund's Institutional Class have been adopted by the Matthews Korea Active ETF. As a result, the information prior to July 14, 2023 reflects that of the Predecessor Fund's Institutional Class. The Predecessor Fund ceased operations as of the date of the reorganization.

2 On June 23, 2023, the Predecessor Fund effected a reverse share split with a ratio of 1 : 0.166538 (old to new). All per share data has been adjusted to reflect the reverse share split.

3 Calculated using the average daily shares method.

## Matthews Asia Dividend Active ETF

The table below sets forth financial data for a share of beneficial interest outstanding throughout each period presented.

|  | Period Ended<br>Dec. 31, 2023 <sup>1</sup> |
|--|--|
| Net Asset Value, beginning of period   | <b>\$30.00</b>                             |
| Income (loss) from investment operations:  |  |
| Net investment income (loss) <sup>2</sup>  | 0.12                                       |
| Net realized gain (loss) and unrealized appreciation/depreciation<br>on investments, foreign currency related transactions and foreign capital gains taxes | 1.63                                       |
| Total from investment operations   | 1.75                                       |
| Less distributions from:   |  |
| Net investment income  | (0.12)                                     |
| Net Asset Value, end of period   | <b>\$31.63</b>                             |
| <b>Total return*</b>   | <b>5.83%<sup>3</sup></b>                   |

\*The total return represents the rate that an investor would have earned (or lost) on an investment in the Fund assuming reinvestment of all dividends and distributions.

### RATIOS/SUPPLEMENTAL DATA

|   |                    |
|---|--------------------|
| Net assets, end of period (in 000s)                         | \$1.582            |
| Ratio of expenses to average net assets                     | 0.79% <sup>4</sup> |
| Ratio of net investment income (loss) to average net assets | 1.45% <sup>4</sup> |
| Portfolio turnover  | 5.82% <sup>3</sup> |

1 Commenced operations on September 21, 2023.

2 Calculated using the average daily shares method.

3 Not annualized.

4 Annualized.



*Matthews has long-term investment goals, and its process aims to identify potential portfolio investments that can be held over an indefinite time horizon.*

## Investment Objectives of the Funds

Matthews Asia Funds (the “Trust” or “Matthews Asia Funds”) offers a range of global, regional and country-specific funds. The funds included in this prospectus (each, a “Fund,” and collectively, the “Funds”) have the following objectives:

### GLOBAL EMERGING MARKETS STRATEGIES

**Matthews Emerging Markets Equity Active ETF** Long-term capital appreciation

**Matthews Emerging Markets ex China Future Active ETF** Long-term capital appreciation

**Matthews Emerging Markets Sustainable Future Active ETF** Long-term capital appreciation

**Matthews Emerging Markets Discovery Active ETF** Long-term capital appreciation

### ASIA GROWTH STRATEGIES

**Matthews Asia Innovators Active ETF** Long-term capital appreciation

**Matthews Pacific Tiger Active ETF** Long-term capital appreciation

**Matthews China Active ETF** Long-term capital appreciation

**Matthews China Discovery Active ETF** Long-term capital appreciation

**Matthews India Active ETF** Long-term capital appreciation

**Matthews Japan Active ETF** Long-term capital appreciation

**Matthews Korea Active ETF** Long-term capital appreciation

### ASIA GROWTH AND INCOME STRATEGY

**Matthews Asia Dividend Active ETF** Total return with an emphasis on providing current income

The investment objective of each Fund, other than the Matthews Korea Active ETF, and the manner in which Matthews International Capital Management, LLC, the investment advisor to each Fund (“Matthews”), attempts to achieve each Fund’s investment objective is not fundamental and may be changed without shareholder approval. For the Matthews Korea Active ETF, the Fund’s investment objective is fundamental and cannot be changed without a vote of a majority of the voting securities of the Fund.

## Non-Fundamental Investment Policies

While an investment policy or restriction may be changed by the Board of Trustees of the Trust (the “Board” or “Board of Trustees”) (which oversees the management of the Funds) without shareholder approval, you will be notified before we make any material change.

## Matthews’ Investment Approach

The principal investment strategies for each Fund are described in the Fund Summary for each Fund.

In seeking to achieve the investment objectives for the Funds, Matthews also employs the investment approach and other principal investment strategies as described below.

Matthews invests primarily in the Asia Pacific region and Emerging Markets (as defined on page 76) for those Funds and other advisory clients with such an investment focus based on its assessment of the future development and growth prospects of companies located in those markets. Matthews believes that the countries in these markets are on

**THE ASIA PACIFIC REGION IS DIVIDED INTO THE FOLLOWING GROUPS:**

**ASIA**

Consists of all countries and markets in Asia, including developed, emerging, and frontier countries and markets in the Asian region

**ASIA EX JAPAN**

Includes all countries and markets in Asia excluding Japan

**ASIA PACIFIC**

Includes all countries and markets in Asia plus all countries and markets in the Pacific region, including Australia and New Zealand

**EMERGING MARKETS INCLUDE, BUT ARE NOT LIMITED TO, THE FOLLOWING:**

**AMERICAS**

Argentina, Brazil, Chile, Colombia, Mexico and Peru

**AFRICA**

Egypt, Kenya, Nigeria and South Africa

**ASIA**

Bangladesh, China, India, Indonesia, Malaysia, Philippines, Pakistan, South Korea, Sri Lanka, Taiwan, Thailand and Vietnam

**EUROPE**

Czech Republic, Greece, Hungary, Poland, Romania, Russia and Turkey

**MIDDLE EAST**

Kuwait, Qatar, Saudi Arabia and the United Arab Emirates

paths toward economic development and, in general, deregulation and greater openness to market forces. Matthews believes in the potential for these economies, and that the intersection of development and deregulation will give rise to new opportunities for further growth. Matthews attempts to capitalize on its beliefs by investing in companies it considers to be well-positioned to participate in the economic evolution of these markets. Matthews uses a range of approaches to participate in the anticipated growth of Asian and Emerging Markets to suit clients' differing needs and investment objectives.

Matthews researches the fundamental characteristics of individual companies to help to understand the foundation of a company's growth. This may include consideration of non-financial information as part of its investment process, such as governance and sustainability factors, when it believes such information is likely to have a material financial impact on a company's value. Such factors may be used as inputs alongside other factors and may not be determinative on investment decisions of the Funds. Matthews evaluates potential portfolio holdings on the basis of their individual merits, and seeks to invest in companies that it believes are positioned to help a Fund achieve its investment objective.

Matthews has long-term investment goals, and its process aims to identify potential portfolio investments that can be held over an indefinite time horizon. Matthews regularly tests its beliefs and adjusts portfolio holdings in light of prevailing market conditions and other factors, including, among other things, economic, political or market events (e.g., changes in credit conditions or military action), changes in relative valuation (of a company's growth prospects relative to other issuers), liquidity requirements and corporate governance.

**Matthews Seeks to Invest in the Long-Term Growth Potential of Asian and Emerging Markets**

- Matthews believes that the countries in which the Funds invest will continue to benefit from economic development over longer investment horizons.
- Matthews seeks to invest in those companies that it believes will benefit from the long-term economic evolution of Asian and Emerging Markets, and that will help each Fund achieve its investment objective.
- Matthews generally does not hedge currency risks.

**Matthews and the Funds Believe in Investing for the Long Term**

- Matthews constructs portfolios with long investment horizons—typically five years or longer.

**Matthews Is an Active Investor with Strong Convictions**

- Matthews uses an active approach to investment management (rather than relying on passive or index strategies) because it believes that the current composition of the stock markets and indices may not be the best guide to the most successful industries and companies of the future.
- Matthews invests in individual companies based on fundamental analysis that aims to develop an understanding of a company's long-term business prospects.
- Matthews monitors the composition of benchmark indices but is not constrained by their composition or weightings, and constructs portfolios independently of indices.
- Matthews believes that investors benefit in the long term when the Funds are fully invested, subject to market conditions and a Fund's particular investment objective.

**Matthews Is a Fundamental Investor**

- Matthews believes that fundamental investing is based on identifying, analyzing and understanding basic information about a company or security. These factors may include matters such as balance sheet information; number of employees; size and stability of cash flow; management's depth, adaptability and integrity; product lines; marketing strategies; corporate governance; and financial health.

- ✿ Matthews may also consider factors such as:
  - *Management*: Does management exhibit integrity? Is there a strong corporate governance culture? What is the business strategy? Does management exhibit the ability to adapt to change and handle risk appropriately?
  - *Evolution of Industry*: Can company growth be sustained as the industry and environment evolve?
- ✿ Following this fundamental analysis, Matthews seeks to invest in companies and securities that it believes are positioned to help a Fund achieve its investment objective.

#### **Matthews Focuses on Individual Companies**

- ✿ Matthews develops views about the course of growth in a region over the long term.
- ✿ Matthews then seeks to combine these beliefs with its analysis of individual companies and their fundamental characteristics.
- ✿ Matthews then seeks to invest in companies and securities that it believes are positioned to help a Fund achieve its investment objective.
- ✿ Each of the Funds may invest in companies of any equity market capitalization (the number of shares outstanding times the market price per share). A company's size (including its market capitalization) is not a primary consideration for Matthews when it decides whether to include that company's securities in one or more of the Funds.

In extreme market conditions, Matthews may sell some or all of a Fund's securities and temporarily invest that Fund's money in U.S. government securities or money-market instruments backed by U.S. government securities, if it believes it is in the best interest of Fund shareholders to do so. When a Fund takes a temporary defensive position, the Fund may not achieve its investment objective.



## Risks of Investing in the Funds

The main risks associated with investing in the Funds are described below and are in addition to, or describe further, the risks stated in the Fund Summaries at the front of this prospectus. Additional information is also included in the Funds' Statement of Additional Information ("SAI").

### General Risks

There is no guarantee that a Fund's investment objective will be achieved or that the value of the investments of any Fund will increase. If the value of a Fund's investments declines, the net asset value per share ("NAV") of that Fund will decline, as may the market price of that Fund's shares, and investors may lose some or all of the value of their investments.

Foreign securities held by the Funds may be traded on days and at times when the New York Stock Exchange (the "NYSE") is closed, and the NAVs of the Funds are therefore not calculated. Accordingly, the NAVs of the Funds may be significantly affected on days when shareholders are not able to buy or sell shares of the Funds. For additional information on the calculation of the Funds' NAVs, see page 101.

Your investment in the Funds is exposed to different risks, many of which are described below. Because of these risks, your investment in a Fund should constitute only a portion of your overall investment portfolio, not all of it. We recommend that you invest in a Fund only for the long term (typically five years or longer), so that you can better manage volatility in the Fund's NAV (as described below). Investing in regionally concentrated, single-country or small company funds, such as the Funds, may not be appropriate for all investors.

The Funds are actively managed ETFs and, therefore, do not seek to replicate the performance of a specified index. Accordingly, the management team has discretion on a daily basis to manage a Fund's portfolio in accordance with the Fund's investment objective.

ETFs are funds that trade like other publicly-traded securities. Similar to shares of a mutual fund, each share of a Fund represents an ownership interest in an underlying portfolio of securities and other instruments. Unlike shares of a mutual fund, which can be bought and redeemed from the issuing fund by all shareholders at a price based on NAV, shares of the Funds may be purchased or redeemed directly from the Fund at NAV solely by Authorized Participants and only in aggregations of a specified number of shares ("Creation Units"). Also, unlike shares of a mutual fund, shares of the Funds are listed on a national securities exchange and trade in the secondary market at market prices that change throughout the day.

Matthews, as each Fund's investment adviser, and its affiliates, provide investment advice to clients other than the Funds that have investment objectives that may be substantially similar to those of a Fund. While other funds managed by Matthews may be substantially similar to a Fund, the strategies employed may not be identical, allowing for tailored approaches to meet each fund's stated investment objective. In pursuing each Fund's investment objective, Matthews may emphasize distinct investment strategies and portfolio holdings to achieve its performance goals as compared with other Matthews-advised funds with names, investment objectives and policies similar to the Fund. As a result, investments made by a Fund and the results achieved by the Fund at any given time may not be the same as or similar to those made by such other Matthews-advised funds.

### Risks Associated with Matthews' Investment Approach

Matthews is an active manager, and its investment process does not rely on passive or index strategies. For this reason, you should not expect that the composition of the Funds' portfolios will closely track the composition or weightings of market indices (including a Fund's benchmark index) or of the broader markets generally. As a result,

There is no guarantee that your investment in a Fund will increase in value. The value of your investment in a Fund could go down, meaning you could lose some or all of your investment.

For additional information about strategies and risks, see individual Fund descriptions in the Fund Summary for each Fund and the Funds' SAI. The SAI is available to you free of charge. To receive an SAI, please call 833.228.5605, visit the Funds' website at [matthewsasiasia.com](http://matthewsasiasia.com), or visit the website of the Securities and Exchange Commission (the "SEC") at [sec.gov](http://sec.gov) and access the EDGAR database.

investors should expect that changes in the Funds' NAVs and performance (over short and longer periods) will vary from the performance of such indices and of broader markets. Use of fair value prices and certain current market valuations could result in a difference between the prices used to calculate a Fund's NAV and the prices used by any index (or the markets generally), which, in turn, could result in a difference between the Fund's performance and the performance of the index.

## *Principal Risks*

### **Risks Associated with Foreign Investments**

Investments in foreign securities may involve greater risks than investing in U.S. securities. As compared to U.S. companies, foreign issuers generally disclose less financial and other information publicly and are subject to less stringent and less uniform accounting, auditing and financial reporting standards. Foreign countries typically impose less thorough regulations on brokers, dealers, stock exchanges, corporate insiders and listed companies than does the United States, and foreign securities markets may be less liquid and more volatile than U.S. markets. Investments in foreign securities generally involve higher costs than investments in U.S. securities, including higher transaction and custody costs as well as additional taxes imposed by foreign governments. In addition, security trading practices abroad may offer less protection to investors such as the Funds. Political or social instability, civil unrest, acts of terrorism, regional economic volatility, and the imposition of sanctions, confiscations, trade restrictions (including tariffs) and other government restrictions by the U.S. and/or other governments are other potential risks that could impact an investment in a foreign security. Settlement of transactions in some foreign markets may be delayed or may be less frequent than in the United States, which could affect the liquidity of the Funds' portfolios.

In addition, foreign securities may be subject to the risk of nationalization or expropriation of assets, imposition of currency exchange controls or restrictions on the repatriation of foreign currency, confiscatory taxation, political or financial instability and diplomatic developments which could affect the value of the Funds' investments in certain foreign countries. Governments of many countries have exercised and continue to exercise substantial influence over many aspects of the private sector through the ownership or control of many companies, including some of the largest in these countries. As a result, government actions in the future could have a significant effect on economic conditions which may adversely affect prices of certain portfolio securities. There is also generally less government supervision and regulation of stock exchanges, brokers, and listed companies than in the United States. Dividends or interest on, or proceeds from the sale of, foreign securities may be subject to foreign withholding taxes, and special U.S. tax considerations may apply. Moreover, foreign economies may differ favorably or unfavorably from the U.S. economy in such respects as growth of gross national product, rate of inflation, capital reinvestment, resource self-sufficiency and balance of payments position.

Many foreign countries are heavily dependent upon exports and, accordingly, have been and may continue to be adversely affected by trade barriers, managed adjustments in relative currency values, and other protectionist measures imposed or negotiated by the United States and other countries with which they trade. These economies also have been and may continue to be negatively impacted by economic conditions in the United States and other trading partners, which can lower the demand for goods produced in those countries.

### **Currency Risk**

When a Fund conducts securities transactions in a foreign currency, there is the risk of the value of the foreign currency increasing or decreasing against the value of the U.S. dollar. The value of an investment denominated in a foreign currency will decline in U.S. dollar terms if that currency weakens against the U.S. dollar. While each Fund is permitted to hedge currency risks, Matthews does not anticipate doing so at this time. Additionally, Asian and emerging market countries may utilize formal or informal currency-exchange controls or "capital controls." Capital controls may impose restrictions on the Fund's ability to repatriate investments or income. Such controls may also affect the value of a Fund's holdings.

### **Emerging and Frontier Market Country Risk**

Investing in emerging and frontier market countries involves substantial risk due to, among other factors, different accounting standards; thinner trading markets as compared to those in developed countries; the possibility of currency transfer restrictions; and the risk of expropriation, nationalization or other adverse political, economic or social developments. Political and economic structures in some emerging and frontier market countries may be undergoing significant evolution and rapid development, and such countries may lack the social, political and economic stability characteristics of developed countries. Some of these countries have in the past failed to recognize private property rights and have nationalized or expropriated the assets of private companies.

Among other risks of investing in less developed markets are the variable quality and reliability of financial information and related audits of companies. In some cases, financial information and related audits can be unreliable and not subject to verification. Auditing firms in some of these markets are not subject to independent inspection or oversight of audit quality. This can result in investment decisions being made based on flawed or misleading information. Additionally, investors may have substantial difficulties bringing legal actions to enforce or protect investors' rights, which can increase the risks of loss.

The securities markets of emerging and frontier market countries can be substantially smaller, less developed, less liquid and more volatile than the major securities markets in the United States and other developed nations. The limited size of many securities markets in emerging and frontier market countries and limited trading volume in issuers compared to the volume in U.S. securities or securities of issuers in other

developed countries could cause prices to be erratic for reasons other than factors that affect the quality of the securities. In addition, emerging and frontier market countries' exchanges and broker-dealers are generally subject to less regulation than their counterparts in developed countries. Brokerage commissions, custodial expenses and other transaction costs are generally higher in emerging and frontier market countries than in developed countries. As a result, funds that invest in emerging and frontier market countries generally have operating expenses that are higher than funds investing in other securities markets. Securities markets in emerging markets may also be susceptible to manipulation or other fraudulent trade practices, which could disrupt the functioning of these markets or adversely affect the value of investments traded in these markets, including investments of the Funds. The Funds' rights with respect to their investments in emerging markets will generally be governed by local law, which may make it difficult or impossible for the Funds to pursue legal remedies or to obtain and enforce judgments in local courts.

Many emerging and frontier market countries have a greater degree of economic, political and social instability than the United States and other developed countries. Such social, political and economic instability could disrupt the financial markets in which the Funds invest and adversely affect the value of their investment portfolios. In addition, currencies of emerging and frontier market countries experience devaluations relative to the U.S. dollar from time to time. A devaluation of the currency in which investment portfolio securities are denominated will negatively impact the value of those securities in U.S. dollar terms. Emerging and frontier market countries have and may in the future impose foreign currency controls and repatriation controls.

The emerging and frontier market countries in which the Funds invest may become subject to economic and trade sanctions or embargoes imposed by the United States, foreign governments or the United Nations. These sanctions or other actions could result in the devaluation of a country's currency or a decline in the value and liquidity of securities of issuers in that country. In addition, sanctions could result in a freeze on an issuer's securities, which would prevent the Funds from selling securities they hold. The value of the securities issued by companies that operate in, or have dealings with, these countries may be negatively impacted by any such sanction or embargo and may reduce Fund returns.

Frontier markets are a subset of emerging markets and generally have smaller economies and even less mature capital markets than emerging markets. As a result, the risks of investing in emerging market countries are magnified in frontier market countries. Frontier markets are more susceptible to having abrupt changes in currency values, less mature markets and settlement practices, and lower trading volumes that could lead to greater price volatility and illiquidity.

#### **Volatility Risk**

The smaller size and lower levels of liquidity in emerging markets, as well as other factors, may result in changes in the

prices of Asian and emerging market securities that are more volatile than those of companies in more developed regions. This volatility can cause the price of a Fund's shares to go up or down dramatically. Because of this volatility, a Fund may be better suited for long-term investors (typically five years or longer). If the value of a Fund's investments declines, the net asset value of the Fund will decline and investors may lose some of all of the value of their investments.

#### **Geopolitical Events Risk**

The increasing interconnectivity between global economies and financial markets increases the likelihood that events or conditions in one region or financial market may adversely impact issuers in a different country, region or financial market. Securities in a Fund's portfolio may underperform due to inflation (or expectations for inflation), interest rates, global demand for particular products or resources, natural disasters, climate change and climate-related events, pandemics, epidemics, terrorism, regulatory events and governmental or quasi-governmental actions. The occurrence of global events similar to those in recent years, such as terrorist attacks around the world, territorial invasions and global economic sanctions implemented in response, natural disasters, social and political discord or debt crises and downgrades, among others, may result in market volatility and may have long term effects on the global financial markets. It is difficult to predict when similar events affecting the global financial markets may occur, the effects that such events may have and the duration of those effects. Any such event(s) could have a significant adverse impact on the value and risk profile of a Fund's portfolio. Global pandemics such as the novel coronavirus (COVID-19) can have severe negative impacts, on markets worldwide. It is not known how long such impacts, or any future impacts of new public health crises will or would last, but there could be a prolonged period of global economic slowdown, which may impact your investment in the Funds. Therefore, the Funds could lose money over short periods due to short-term market movements and over longer periods during more prolonged market downturns. During a general market downturn, multiple asset classes may be negatively affected. Changes in market conditions and interest rates can have the same impact on all types of securities and instruments. In times of severe market disruptions, you could lose your entire investment.

#### **Equity Securities Risk**

Equity securities may include common stock, preferred stock or other securities representing an ownership interest or the right to acquire an ownership interest in an issuer. Equity risk is the risk that stocks and other equity securities generally fluctuate in value more than bonds and may decline in value over short or extended periods. The value of stocks and other equity securities may be affected by changes in an issuer's financial condition, factors that affect a particular industry or industries, such as labor shortages or an increase in production costs and competitive conditions within an industry, or as a result of changes in overall market, economic and

political conditions that are not specifically related to a company or industry, such as real or perceived adverse economic conditions, changes in the general outlook for corporate earnings, changes in interest or currency rates or generally adverse investor sentiment.

#### **Preferred Stock Risk**

Preferred stock normally pays dividends at a specified rate and has precedence over common stock in the event the issuer is liquidated or declares bankruptcy. However, in the event a company is liquidated or declares bankruptcy, the claims of owners of bonds take precedence over the claims of those who own preferred and common stock. If interest rates rise, the dividend on preferred stocks may be less attractive, causing the price of such stocks to decline. Preferred stock may have mandatory sinking fund provisions, as well as provisions allowing the stock to be called or redeemed, which can limit the benefit of a decline in interest rates. Preferred stock is subject to many of the risks to which common stock and debt securities are subject.

#### **Depository Receipts Risk**

Although depository receipts have risks similar to the securities that they represent, they may also involve higher expenses and may trade at a discount (or premium) to the underlying security. In addition, depository receipts may not pass through voting and other shareholder rights, and may be less liquid than the underlying securities listed on an exchange.

#### **Convertible Securities Risk**

As part of their investment strategies, the Funds may invest in convertible preferred stocks and bonds and debentures of any maturity and quality, including those that are unrated, or would be below investment grade (referred to as “junk bonds”) if rated. Convertible securities may, under specific circumstances, be converted into the common or preferred stock of the issuing company and may be denominated in U.S. dollars, euros or a local currency. The value of convertible securities varies with a number of factors, including the value and volatility of the underlying stock, the level and volatility of interest rates, the passage of time, dividend policy and other variables.

The risks of convertible bonds and debentures include repayment risk and interest rate risk. Repayment risk is the risk that a borrower does not repay the amount of money that was borrowed (or “principal”) when the bond was issued. This failure to repay the amount borrowed is called a “default” and could result in losses for a Fund. Interest rate risk is the risk that market rates of interest may increase over the rate paid by a bond held by a Fund. When interest rates increase, the market value of a bond paying a lower rate generally will decrease. If a Fund were to sell such a bond, the Fund might receive less than it originally paid for it.

Investing in a convertible security denominated in a currency different from that of the security into which it is convertible

may expose the Fund to currency risk as well as risks associated with the level and volatility of the foreign exchange rate between the security’s currency and the underlying stock’s currency. Convertible securities are subject to greater liquidity risk than many other securities and may trade less frequently and in lower volumes, or have periods of less frequent trading. Lower trading volume may also make it more difficult for the Funds to value such securities.

#### **Dividend-Paying Securities Risk**

Each of the Funds may, and the Asia Dividend Active ETF will invest in dividend-paying equity securities, including, for example, preferred stock. There can be no guarantee that companies that have historically paid dividends will continue to pay them or pay them at the current rates in the future. A reduction or discontinuation of dividend payments may have a negative impact on the value of a Fund’s holdings in these companies. The prices of dividend-paying equity securities (and particularly of those issued by Asian and emerging market companies) can be highly volatile. Investors should not assume that a Fund’s investments in these securities will necessarily reduce the volatility of the Fund’s NAV or provide “protection,” compared to other types of equity securities, when markets perform poorly. In addition, dividend-paying equity securities, in particular those whose market price is closely related to their yield, may exhibit greater sensitivity to interest rate changes. During periods of rising interest rates, such securities may decline. A Fund’s investment in such securities may also limit its potential for appreciation during a broad market advance.

The inclusion of Passive Foreign Investment Companies (“PFICs”) in the portfolio can result in higher variability—both negatively and positively—in the income distribution.

#### **Active Management Risk**

Because the Funds are actively managed, their investment returns depend on the ability of Matthews to manage their portfolio successfully. There is the risk that Matthews may select securities that underperform the relevant stock market(s), a Fund’s benchmark index or other funds with similar investment objectives and investment strategies.

#### **Non-Diversification Risk**

Each of the Matthews Emerging Markets Sustainable Future Active ETF and the Matthews India Active ETF is organized as a non-diversified fund under the Investment Company Act of 1940, as amended (the “1940 Act”), and is not subject to the general limitation that with respect to 75% of a Fund’s total assets, it may not invest more than 5% of its total assets in securities of any particular issuer or hold more than 10% of the outstanding voting securities of any particular issuer (in both cases other than obligations issued or guaranteed by the U.S. government, its agencies or instrumentalities and securities of other investment companies). These Funds, however, remain subject to a diversification requirement under applicable tax laws that is less strict than under the 1940 Act. Because a relatively higher percentage of these Funds’ assets may be invested

in the securities of a limited number of issuers, each Fund may be more susceptible to any single economic, political or regulatory event than a diversified fund.

## ETF Risks

### Authorized Participant Risk

The Funds may directly engage in creation or redemption transactions only with Authorized Participants (“APs”). The Funds may have a limited number of intermediaries acting as APs, and none are, or will be, obligated to engage in creation or redemption transactions. It is possible that these intermediaries may choose to exit the business or not proceed with a creation or redemption order with respect to a Fund. In such a case, and if no other AP creates or redeems, Fund shares may trade at a discount and be subject to the risk of potential trading halts and/or delisting.

### Cash Redemption Risk

Unlike many ETFs, the Funds may issue and redeem entirely in cash or partially in cash. As a result, an investment in the Funds may be less tax-efficient than an investment in an ETF that distributes portfolio securities in-kind. If a Fund effects a portion of redemptions for cash, the Fund may be required to sell portfolio securities to obtain the cash needed to distribute the redemption proceeds. Such sales may cause a Fund to incur transaction costs. A Fund may recognize gains on these sales it might not otherwise have recognized if it were to distribute portfolio securities in-kind, or to recognize the gain sooner than would otherwise be required. Cash redemptions may also entail higher transaction costs than in-kind redemptions, which costs may be passed on to redeemers of creation units of Fund shares in the form of redemption transaction fees. The cost of cash redemptions could also reduce the Fund’s NAV to the extent that those costs are not fully offset by the redemption transaction fee charged to the redeeming Authorized Participant.

### Trading Risk

*Absence of Active Market.* Although shares of the Funds are listed for trading on one or more stock exchanges, there can be no assurance that an active trading market for such shares will develop or be maintained by market makers or APs.

*Risk of Secondary Listings.* A Fund’s shares may be listed or traded on U.S. and non-U.S. stock exchanges other than the U.S. stock exchange where the Fund’s primary listing is maintained, and may otherwise be made available to non-U.S. investors through funds or structured investment vehicles similar to depositary receipts. There can be no assurance that the Fund’s shares will continue to trade on any such stock exchange or in any market or that the Fund’s shares will continue to meet the requirements for listing or trading on any exchange or in any market. A Fund’s shares may be less actively traded in certain markets than in others, and investors are subject to the execution and settlement risks and market standards of the market where they or their broker direct their trades for execution. Certain information available

to investors who trade Fund shares on a U.S. stock exchange during regular U.S. market hours may not be available to investors who trade in other markets, which may result in secondary market prices in such markets being less efficient.

*Secondary Market Trading Risk.* Secondary market trading in shares of a Fund may be halted by a stock exchange because of market conditions or for other reasons. In addition, trading in shares of a Fund on a stock exchange may be subject to trading halts caused by extraordinary market volatility pursuant to “circuit breaker” rules on the stock exchange or market.

Shares of the Funds, similar to shares of other issuers listed on a stock exchange, may be sold short and are therefore subject to the risk of increased volatility and price decreases associated with being sold short.

*Shares of the Funds May Trade at Prices Other Than NAV.* Shares of each Fund trade on stock exchanges at prices at, above or below the Fund’s most recent NAV. The NAV of a Fund is calculated at the end of each business day and fluctuates with changes in the market value of the Fund’s holdings. The market price of a Fund’s shares fluctuates continuously throughout trading hours based on both market supply of and demand for Fund shares and the underlying value of the Fund’s portfolio holdings or NAV. As a result, the market prices of a Fund’s shares may deviate significantly from NAV during periods of market volatility, including during periods of significant redemption requests or other unusual market conditions. **ANY OF THESE FACTORS, AMONG OTHERS, MAY LEAD TO THE FUND’S SHARES TRADING AT A PREMIUM OR DISCOUNT TO NAV.**

However, because shares can be created and redeemed in Creation Units at NAV, Matthews believes that large discounts or premiums to the NAV of a Fund are not likely to be sustained over the long term (unlike shares of many closed-end funds, which frequently trade at appreciable discounts from, and sometimes at premiums to, their NAVs). While the creation/redemption feature is designed to make it more likely that a Fund’s shares normally will trade on stock exchanges at prices close to the Fund’s next calculated NAV, exchange prices are not expected to correlate exactly with the Fund’s NAV due to timing reasons, supply and demand imbalances and other factors. In addition, disruptions to creations and redemptions, including disruptions at market makers, APs, or other market participants, and during periods of significant market volatility, may result in market prices for shares of a Fund that differ significantly from its NAV. APs may be less willing to create or redeem Fund shares if there is a lack of an active market for such shares or its underlying investments, which may contribute to a Fund’s shares trading at a premium or discount to NAV.

*Costs of Buying or Selling Fund Shares.* Buying or selling Fund shares on an exchange involves two types of costs that apply to all securities transactions. When buying or selling shares of a Fund through a broker, you will likely incur a brokerage commission and other charges. In addition, you may incur the

cost of the “spread”; that is, the difference between what investors are willing to pay for Fund shares (the “bid” price) and the price at which they are willing to sell Fund shares (the “ask” price). The spread, which varies over time for shares of a Fund based on trading volume and market liquidity, is generally narrower if the Fund has more trading volume and market liquidity and wider if the Fund has less trading volume and market liquidity. In addition, increased market volatility may cause wider spreads. There may also be regulatory and other charges that are incurred as a result of trading activity. Because of the costs inherent in buying or selling Fund shares, frequent trading may detract significantly from investment results and an investment in Fund shares may not be advisable for investors who anticipate regularly making small investments through a brokerage account.

*Large Shareholder Risk.* Shares of a Fund may be owned from time to time by one or more large shareholders, including Authorized Participants, market makers, third party investors, Matthews or affiliates of Matthews or the Fund. Redemptions by large shareholders could have a significant negative impact on a Fund. If a large shareholder were to redeem all, or a large portion, of its shares, a Fund may be forced to selling securities when it otherwise would not have done so, accelerating the realization of capital gains, and increasing transaction costs. In addition, transactions by large shareholders may account for a large percentage of the trading volume on a national securities exchange causing reduced liquidity or have a material effect on the market price of the shares of a Fund.

#### **Risks Associated with Smaller and Medium-Size Companies**

The Funds may invest in securities of smaller and medium-size companies. Smaller and medium size companies may offer substantial opportunities for capital growth; they also involve substantial risks, and investments in smaller and medium-size companies may be considered speculative. Such companies often have limited product lines, markets or financial resources. Smaller and medium-size companies may be more dependent on one or few key persons and may lack depth of management. Larger portions of their stock may be held by a small number of investors (including founders and management) than is typical of larger companies. Credit may be more difficult to obtain (and on less advantageous terms) than for larger companies. As a result, the influence of creditors (and the impact of financial or operating restrictions associated with debt financing) may be greater on such companies than that on larger or more established companies. Both of these factors may dilute the holdings, or otherwise adversely impact the rights of a Fund and smaller shareholders in corporate governance or corporate actions. Smaller and medium-size companies also may be unable to generate funds necessary for growth or development, or may be developing or marketing new products or services for which markets are not yet established and may never become established. The Funds may have more difficulty obtaining information about smaller and medium-size companies, making it more difficult to evaluate the impact of market, economic, regulatory and other factors on them. Informational difficulties may also make valuing or

disposing of their securities more difficult than it would for larger companies. Securities of smaller and medium-size companies may trade less frequently and in lesser volume than more widely held securities, and securities of smaller and medium-size companies generally are subject to more abrupt or erratic price movements than more widely held or larger, more established companies or the market indices in general. Among the reasons for the greater price volatility are the less certain growth prospects of smaller and medium-size companies, the lower degree of liquidity in the markets for securities of such companies, and the greater sensitivity of such companies to changing economic conditions. For these and other reasons, the value of securities of smaller and medium-size companies may react differently to political, market and economic developments than the markets as a whole or than other types of stocks.

#### **Country Concentration Risk**

The Funds may invest a significant portion of their total net assets in the securities of issuers located in a single country. An investment in the Funds therefore may entail greater risk than an investment in a fund that does not concentrate its investments in a single or small number of countries because these securities may be more sensitive to adverse social, political, economic or regulatory developments affecting that country or countries. As a result, events affecting a single or small number of countries may have a significant and potentially adverse impact on a Fund’s investments, and a Fund’s performance may be more volatile than that of funds that invest globally. Certain of the Funds may concentrate its investments in China.

#### **Credit Risk**

Credit risk refers to the risk that an issuer may default in the payment of principal and/or interest on an instrument. Financial strength and solvency of an issuer are the primary factors influencing credit risk. In addition, lack or inadequacy of collateral or credit enhancement for a debt instrument may affect its credit risk. Credit risk may change over the life of an investment and securities that are rated by rating agencies are often reviewed periodically and may be subject to downgrade.

#### **Interest Rate Risk**

Interest rate risk refers to the risks associated with market changes in interest rates. Interest rate changes may affect the value of a debt instrument indirectly (especially in the case of fixed rate securities) and directly (especially in the case of instruments whose rates are adjustable). In general, rising interest rates will negatively impact the price of a fixed rate debt instrument and falling interest rates will have a positive effect on price. Adjustable rate instruments also react to interest rate changes in a similar manner although generally to a lesser degree (depending, however, on the characteristics of the reset terms, including, without limitation, the index chosen, frequency of reset and reset caps or floors). Interest rate sensitivity is generally more pronounced and less predictable in instruments with uncertain payment or prepayment schedules.

### **Growth Stock Risk**

Growth stocks may be more volatile than other stocks because they are more sensitive to investor perceptions of the issuing company's growth potential. Growth stocks may go in and out of favor over time and may perform differently than the market as a whole.

### **High Yield Securities Risk**

Securities rated lower than Baa by Moody's Investors Service, Inc. ("Moody's"), or equivalently rated by S&P Global ("S&P") or Fitch Ratings, Inc. ("Fitch"), and unrated securities of similar credit quality, are referred to as "high yield securities" or "junk bonds." Investing in these securities involves special risks in addition to the risks associated with investments in higher-rated fixed-income securities. High yield securities typically entail greater potential price volatility, entail greater levels of credit and repayment risks and may be less liquid than higher-rated securities.

### **Sustainable Investing Risk**

A Fund's consideration of non-financial information, such as sustainability and governance factors, may reduce or increase its exposure to certain issuers, industries, sectors, regions or countries or cause a Fund to forego certain investment opportunities which may lower the performance of a Fund. A Fund's consideration of such factors as part of its investment process may make it perform differently from a fund that relies solely or primarily on financial metrics. Sustainable investing is qualitative and subjective by nature, and there is no guarantee that the criteria used by Matthews or any judgment exercised by Matthews will reflect the opinions of any particular investor. In addition, Matthews may utilize third party data to evaluate sustainability and governance factors which may be incomplete or inaccurate and cause Matthews to incorrectly assess such characteristics of a security or issuer. (See additional risk disclosure for the Matthews Emerging Markets Sustainable Future Active ETF on page 14).

### **Financial Sector Risk**

Certain of the Funds may invest a significant portion of their assets in the financial sector, and therefore the performance of those Funds could be negatively impacted by events affecting this sector. Companies in the financial sector are subject to extensive governmental regulation which may limit both the amounts and types of loans and other financial commitments they can make, the interest rates and fees they can charge, the scope of their activities, the prices they can charge and the amount of capital they must maintain. Profitability is largely dependent on the availability and cost of capital funds and can fluctuate significantly when interest rates change or due to increased competition. In addition, deterioration of the credit markets generally may cause an adverse impact on a broad range of markets, including U.S. and international credit and interbank money markets generally, thereby affecting a wide range of financial institutions and markets. Certain events in the financial sector may cause an unusually high degree of volatility in the financial markets, both domestic and foreign, and cause certain financial companies to incur

large losses. Securities of financial companies may experience a dramatic decline in value when such companies experience substantial declines in the valuations of their assets, take actions to raise capital (such as the issuance of debt or equity securities), or cease operations. Credit losses resulting from financial difficulties of borrowers and financial losses associated with investment activities can negatively impact the sector. Adverse economic, business or political developments affecting real estate could have a major effect on the value of real estate securities (which include real estate investment trusts (REITs)). Declining real estate values could adversely affect financial institutions engaged in mortgage finance or other lending or investing activities directly or indirectly connected to the value of real estate.

### **Industrial Sector Risk**

Certain of the Funds may invest a significant portion of their assets in the industrial sector, and therefore the performance of those Funds could be negatively impacted by events affecting this sector. Industrial companies are affected by supply and demand both for their specific product or service and for industrial sector products in general. Government regulation, world events, exchange rates and economic conditions, technological developments and liabilities for environmental damage and general civil liabilities will likewise affect the performance of these companies.

### **Consumer Discretionary Sector Risk**

Certain of the Funds may invest a significant portion of their assets in the consumer discretionary sector, and therefore the performance of those Funds could be negatively impacted by events affecting this sector. The success of consumer product manufacturers and retailers is tied closely to the performance of the overall local and international economies, interest rates, competition and consumer confidence. Success of companies in the consumer discretionary sector depends heavily on disposable household income and consumer spending. Changes in demographics and consumer tastes can also affect the demand for, and success of, consumer products and services in the marketplace.

### **Information Technology Sector Risk**

Certain of the Funds may invest a significant portion of their assets in the information technology sector, and therefore the performance of those Funds could be negatively impacted by events affecting this sector. Information technology companies may be significantly affected by aggressive pricing as a result of intense competition and by rapid product obsolescence due to rapid development of technological innovations and frequent new product introduction. Other factors, such as short product cycle, possible loss or impairment of intellectual property rights, and changes in government regulations, may also adversely impact information technology companies.

### **Cybersecurity Risk**

Information and technology systems relied upon by the Funds, Matthews, the Funds' service providers (including, but

not limited to, Fund accountants, custodians, transfer agents, administrators, distributors and other financial intermediaries) and/or the issuers of securities in which a Fund invests may be vulnerable to damage or interruption from computer viruses, network failures, computer and telecommunication failures, infiltration by unauthorized persons, security breaches, usage errors, power outages and catastrophic events such as fires, tornadoes, floods, hurricanes and earthquakes. Although Matthews has implemented measures to manage risks relating to these types of events, if these systems are compromised, become inoperable for extended periods of time or cease to function properly, significant investment may be required to fix or replace them. The failure of these systems and/or of disaster recovery plans could cause significant interruptions in the operations of the Funds, Matthews, the Funds' service providers and/or issuers of securities in which a Fund invests and may result in a failure to maintain the security, confidentiality or privacy of sensitive data, including personal information relating to investors (and the beneficial owners of investors). Such a failure could also harm the reputation of the Funds, Matthews, the Funds' service providers and/or issuers of securities in which a Fund invests, subject such entities and their respective affiliates to legal claims or otherwise affect their business and financial performance.

#### **Asia Pacific Region—Regional and Country Risks**

In addition to the risks discussed above and elsewhere in this prospectus, there are specific risks associated with investing in the Asia Pacific region, including the risk of severe economic, political or military disruption. The Asia Pacific region comprises countries in all stages of economic development. Some Asia Pacific economies may experience overextension of credit, currency devaluations and restrictions, rising unemployment, high inflation, underdeveloped financial services sectors, heavy reliance on international trade and prolonged economic recessions. Deflationary factors could also reemerge in certain Asian markets, the potential effects of which are difficult to forecast. While certain Asian governments will have the ability to offset deflationary conditions through fiscal or budgetary measures, others will lack the capacity to do so. Many Asia Pacific countries are dependent on foreign supplies of energy. A significant increase in energy prices could have an adverse impact on these economies and the region as a whole. In addition, some countries in the region are competing to claim or develop regional supplies of energy or other natural resources. This competition could lead to economic, political or military instability or disruption. Any military action or other instability could adversely impact the ability of a Fund to achieve its investment objective.

The economies of many Asia Pacific countries (especially those whose development has been export-driven) are dependent on the economies of the United States, Europe and other Asian countries, and, as seen in the developments in global credit and equity markets in 2008 and 2009, events in any of these economies could negatively impact the economies of Asia Pacific countries.

Currency fluctuations, devaluations and trading restrictions in any one country can have a significant effect on the entire Asia Pacific region. Increased political and social instability in any Asia Pacific country could cause further economic and market uncertainty in the region, or result in significant downturns and volatility in the economies of Asia Pacific countries. As an example, in the late 1990s, the economies in the Asian region suffered significant downturns and increased volatility in their financial markets.

The development of Asia Pacific economies, and particularly those of China, Japan and South Korea, may also be affected by political, military, economic and other factors related to North Korea. Negotiations to ease tensions and resolve the political division of the Korean peninsula have been carried on from time to time producing sporadic and inconsistent results. There have also been efforts to increase economic, cultural and humanitarian contacts among North Korea, South Korea, Japan and other nations. There can be no assurance that such negotiations or efforts will continue or will ease tensions in the region. Any military action or other instability could adversely impact the ability of a Fund to achieve its investment objective. Lack of available information regarding North Korea is also a significant risk factor.

Some companies in the region may have less established shareholder governance and disclosure standards than in the U.S. Some companies are controlled by family and financial institutional investors whose investment decisions may be hard to predict based on standard U.S.-based equity analysis. Consequently, investments may be vulnerable to unfavorable decisions by the management or shareholders. Corporate protectionism (*e.g.*, the adoption of poison pills and restrictions on shareholders seeking to influence management) appears to be increasing, which could adversely impact the value of affected companies. Many Asian countries are considered emerging or frontier markets (newer or less developed emerging markets are also sometimes referred to as frontier markets), and the governments of these countries may be more unstable and more likely to impose controls on market prices (including, for example, limitations on daily price movements), which may negatively impact a Fund's ability to acquire or dispose of a position in a timely manner. Emerging market countries may also impose capital controls, nationalize a company or industry, place restrictions on foreign ownership and on withdrawing sale proceeds of securities from the country, and/or impose punitive taxes that could adversely affect the prices of securities. Additionally, there may be less publicly available information about companies in many Asian countries, and the stock exchanges and brokerage industries in many Asian countries typically do not have the level of government oversight as do those in the United States. Securities markets of many Asian countries are also less mature, substantially smaller, less liquid and more volatile than securities markets in the U.S., and as a result, there may be increased settlement risks for transactions in local securities.



Economies in this region may also be more susceptible to natural disasters (including earthquakes and tsunamis), or adverse changes in climate or weather. The risks of such phenomena and resulting social, political, economic and environmental damage (including nuclear pollution) cannot be quantified. Economies in which agriculture occupies a prominent position, and countries with limited natural resources (such as oil and natural gas), may be especially vulnerable to natural disasters and climatic changes.

There are specific risks associated with a Fund's concentration of its investments in a country or group of countries within the Asia Pacific region. Provided below are risks of investing in various countries within the Asia Pacific region and are principal risks of a Fund to the extent such Fund's portfolio is concentrated in such country or countries.

#### **Risks Associated with China, Hong Kong and Macau**

**China.** The Chinese government exercises significant control over China's economy through its industrial policies (e.g., allocation of resources and other preferential treatment), monetary policy, management of currency exchange rates, and management of the payment of foreign currency-denominated obligations. For over three decades, the Chinese government has been reforming economic and market practices, providing a larger sphere for private ownership of property, and interfering less with market forces. While currently contributing to growth and prosperity, these reforms could be altered or discontinued at any time. Changes in these policies could adversely impact affected industries or companies in China. In addition, the Chinese government may actively attempt to influence the operation of Chinese markets through currency controls, direct investments, limitations on specific types of transactions (such as short selling), limiting or prohibiting investors (including foreign institutional investors) from selling holdings in Chinese companies, or other similar actions. Such actions could adversely impact the Funds' ability to achieve their investment objectives.

Military conflicts, either in response to internal social unrest or conflicts with other countries, could disrupt the economic development in China. China's long-running conflict over Taiwan remains unresolved and political tensions with Hong Kong have recently increased, while territorial border disputes persist with several neighboring countries. While economic relations with Japan have deepened, the political relationship between the two countries has become more strained in recent years, which could weaken economic ties. There is also a greater risk involved in currency fluctuations, currency convertibility, interest rate fluctuations and higher rates of inflation. The Chinese government also sometimes takes actions intended to increase or decrease the values of Chinese stocks. China's economy, particularly its export-oriented sectors may be adversely impacted by trade or political disputes with China's major trading partners, including the U.S.

In addition, as its consumer class continues to grow, China's domestically oriented industries may be especially sensitive to

changes in government policy and investment cycles. Social cohesion in China is being tested by growing income inequality and larger scale environmental degradation. Social instability could threaten China's political system and economic growth, which could decrease the value of the Funds' investments.

Accounting, auditing, financial, and other reporting standards, practices and disclosure requirements in China are different, sometimes in fundamental ways, from those in the U.S. and certain Western European countries. Although the Chinese government adopted a new set of Accounting Standards for Business Enterprises effective January 1, 2007, which are similar to the International Financial Reporting Standards, the accounting practices in China continue to be frequently criticized and challenged. In addition, China does not allow the Public Company Accounting Oversight Board to inspect the work that auditors perform in China for Chinese companies in which the Funds may invest. That inspection organization conducts on-going reviews of audits by U.S. accounting firms. As a result, financial reporting by Chinese companies do not have the same degree of transparency and regulatory oversight as reporting by companies in the U.S. Because of Chinese governmental disagreements with the Public Company Accounting Oversight Board concerning the inspection of audits of U.S. listed Chinese companies, it is possible those companies could be delisted from trading in the U.S. if those disagreements are not resolved. Delisting would likely adversely affect the liquidity and values of those shares.

**Variable Interest Entities.** The Funds may invest in certain operating companies in China through legal structures known as variable interest entities ("VIEs"). In China, ownership of companies in certain sectors by foreign individuals and entities (including U.S. persons and entities such as the Funds) is prohibited. In order to facilitate foreign investment in these businesses, many Chinese companies have created VIEs. In such an arrangement, a China-based operating company typically establishes an offshore shell company in another jurisdiction, such as the Cayman Islands. That shell company enters into service and other contracts with the China-based operating company, then issues shares on a foreign exchange, such as the New York Stock Exchange. Foreign investors hold stock in the shell company rather than directly in the China-based operating company. This arrangement allows U.S. investors to obtain economic exposure to the China-based company through contractual means rather than through formal equity ownership.

VIEs are a longstanding industry practice and well known to officials and regulators in China; however, VIEs are not formally recognized under Chinese law. Recently, the government of China provided new guidance to and placed restrictions on China-based companies raising capital offshore, including through VIE structures. Investors face uncertainty about future actions by the government of China that could significantly affect an operating company's financial performance and the enforceability of the shell company's

contractual arrangements. It is uncertain whether Chinese officials or regulators will withdraw their implicit acceptance of the VIE structure, or whether any new laws, rules or regulations relating to VIE structures will be adopted or, if adopted, what impact they would have on the interests of foreign shareholders. Under extreme circumstances, China might prohibit the existence of VIEs, or sever their ability to transmit economic and governance rights to foreign individuals and entities; if so, the market value of the Funds' associated portfolio holdings would likely suffer significant, detrimental, and possibly permanent effects, which could result in substantial investment losses.

**Hong Kong.** Hong Kong has been governed by the Basic Law, which provides a high degree of autonomy from China in certain matters until 2047. However, as demonstrated by Hong Kong protests in recent years over political, economic, and legal freedoms, and the Chinese government's response to them, considerable political uncertainty continues to exist within Hong Kong. Due to the interconnected nature of the Hong Kong and Chinese economies, this instability in Hong Kong may cause uncertainty in the Hong Kong and Chinese markets. If China were to exert its authority so as to alter the economic, political or legal structures or the existing social policy of Hong Kong, investor and business confidence in Hong Kong could be negatively affected, which in turn could negatively affect markets and business performance and have an adverse effect on the Funds' investments. In addition, the Hong Kong dollar trades within a fixed trading band rate to (or is "pegged" to) the U.S. dollar. This fixed exchange rate has contributed to the growth and stability of the Hong Kong economy. However, some market participants have questioned the continued viability of the currency peg. It is uncertain what effect any discontinuance of the currency peg and the establishment of an alternative exchange rate system would have on capital markets generally and the Hong Kong economy.

**Macau.** Although Macau is a Special Administrative Region (SAR) of China, it maintains a high degree of autonomy from China in economic matters. Macau's economy is heavily dependent on the gaming sector and tourism industries, and its exports are dominated by textiles and apparel. Accordingly, Macau's growth and development are highly dependent upon external economic conditions, particularly those in China.

#### **Risks Associated with Taiwan**

The political reunification of China and Taiwan, over which China continues to claim sovereignty, is a highly complex issue and is unlikely to be settled in the near future. Although the relationship between China and Taiwan has been improving, there is the potential for future political or economic disturbances that may have an adverse impact on the values of investments in either China or Taiwan, or make investments in China and Taiwan impractical or impossible. Any escalation of hostility between China and/or Taiwan would likely have a significant adverse impact on the value of investments in both countries and the region, which could negatively affect the value and liquidity of a Fund's investments.

#### **Risks Associated with Other Asian Countries**

**India.** In India, the government has exercised and continues to exercise significant influence over many aspects of the economy. Government actions, bureaucratic obstacles and inconsistent economic reform within the Indian government have had a significant effect on its economy and could adversely affect market conditions, economic growth and the profitability of private enterprises in India. Global factors and foreign actions may inhibit the flow of foreign capital on which India is dependent to sustain its growth. Large portions of many Indian companies remain in the hands of their founders (including members of their families). Corporate governance standards of family-controlled companies may be weaker and less transparent, which increases the potential for loss and unequal treatment of investors. India experiences many of the risks associated with developing economies, including relatively low levels of liquidity, which may result in extreme volatility in the prices of Indian securities.

Religious, cultural and military disputes persist in India, and between India and Pakistan (as well as sectarian groups within each country). The longstanding border dispute with Pakistan remains unresolved. Terrorists believed to be based in Pakistan have struck Mumbai (India's financial capital) in the past, further damaging relations between the two countries. If the Indian government is unable to control the violence and disruption associated with these tensions (including both domestic and external sources of terrorism), the result may be military conflict, which could destabilize the economy of India. Both India and Pakistan have tested nuclear arms, and the threat of deployment of such weapons could hinder development of the Indian economy, and escalating tensions could impact the broader region, including China.

Indian securities may be subject to a short-term capital gains tax in India on gains realized upon disposition of securities lots held less than one year. The Fund accrues for this potential expense, which reduces its net asset values. For further information regarding this tax, please see page 102.

**Japan.** The Japanese yen has shown volatility over the past two decades and such volatility could affect returns in the future. The yen may also be affected by currency volatility elsewhere in Asia, especially Southeast Asia. Depreciation of the yen, and any other currencies in which the Funds' securities are denominated, will decrease the value of the Funds' holdings. Japan's economy could be negatively impacted by many factors, including rising interest rates, tax increases and budget deficits.

In the longer term, Japan will have to address the effects of an aging population, such as a shrinking workforce and higher welfare costs. To date, Japan has had restrictive immigration policies that, combined with other demographic concerns, appear to be having a negative impact on the economy. Japan's growth prospects appear to be dependent on its export capabilities. Japan's neighbors, in particular China, have become increasingly important export markets. Despite a

deepening in the economic relationship between Japan and China, the countries' political relationship has at times been strained in recent years. Should political tension increase, it could adversely affect the economy, especially the export sector, and destabilize the region as a whole. Japan also remains heavily dependent on oil imports, and higher commodity prices could therefore have a negative impact on the economy. Japan is located in a region that is susceptible to natural disasters, which could also negatively impact the Japanese economy.

**South Korea.** Investing in South Korean securities has special risks, including those related to political, economic and social instability in South Korea and the potential for increased militarization in North Korea (see Regional and Country Risks above). Securities trading on South Korean securities markets are concentrated in a relatively small number of issuers, which results in potentially fewer investment opportunities for the Funds. South Korea's financial sector has shown certain signs of systemic weakness and illiquidity, which, if exacerbated, could prove to be a material risk for investments in South Korea. South Korea is dependent on foreign sources for its energy needs. A significant increase in energy prices could have an adverse impact on South Korea's economy.

There are also a number of risks to the Funds associated with the South Korean government. The South Korean government has historically exercised and continues to exercise substantial influence over many aspects of the private sector. The South Korean government from time to time has informally influenced the prices of certain products, encouraged companies to invest or to concentrate in particular industries and induced mergers between companies in industries experiencing excess capacity.

### **Risks Associated with Other Regions**

#### **Europe**

Investing in Europe involves risks not typically associated with investments in the United States. A majority of western European countries and a number of eastern European countries are members of the European Union ("EU"), an inter-governmental union aimed at developing economic and political coordination and cooperation among its member states. European countries that are members of the Economic and Monetary Union of the European Union ("EMU") are subject to restrictions on inflation rates, interest rates, deficits, and debt levels. The EMU sets out different stages and commitments for member states to follow in an effort to achieve greater coordination of economic, fiscal and monetary policies. A member state that participates in the third (and last) stage is permitted to adopt a common currency, the Euro. EMU member states that have adopted the Euro are referred to as the "Eurozone." As a condition to adopting the Euro, EMU member states must also relinquish control of their monetary policies to the European Central Bank and become subject to certain monetary and fiscal controls imposed by the EMU. As economic conditions across member states may vary widely, it

is possible that these controls may not adequately address the needs of all EMU member states from time to time. These controls remove EMU member states' flexibility in implementing monetary policy measures to address regional economic conditions, which may impair their ability to respond to crises. In addition, efforts by the EU and the EMU to unify economic and monetary policies may also increase the potential for similarities in the movements of European markets and reduce the potential investment benefits of diversification within the region. Conversely, any failure of these efforts may increase volatility and uncertainty in European financial markets and negatively affect the value of the a Fund's investments in European issuers.

European financial markets are vulnerable to volatility and losses arising from concerns about the potential exit of member countries from the EU and/or the Eurozone and, in the latter case, the reversion of those countries to their national currencies. Defaults by EMU member countries on sovereign debt, as well as any future discussions about exits from the Eurozone, may negatively affect a Fund's investments in the defaulting or exiting country, in issuers, both private and governmental, with direct exposure to that country, and in European issuers generally. The United Kingdom ("UK") formally withdrew from the EU on January 31, 2020 (a process commonly referred to as "Brexit"). While the long-term consequences of Brexit remain unclear, Brexit has already resulted in periods of volatility in European and global financial markets. There remains significant market uncertainty regarding Brexit's ramifications, and the range and potential implications of possible political, regulatory, economic and market outcomes are difficult to predict. The UK and Europe may be less stable than they have been in recent years, and investments in the UK and the EU may be difficult to value, or subject to greater or more frequent volatility. The UK and European economies and the broader global economy could be significantly impacted, which could potentially have an adverse effect on the value of a Fund's investments. Brexit may also cause additional member states to contemplate departing from the EU, which would likely perpetuate political and economic instability in the region and cause additional market disruption in global financial markets. The consequences of the UK's or another country's exit from the EU and/or Eurozone could also threaten the stability of the Euro for remaining countries and could negatively affect the financial markets of other countries in the European region and beyond.

**Emerging Market Countries in Europe.** While many countries in western Europe are considered to have developed markets, many eastern European countries are less developed. Investments in eastern European countries, even if denominated in Euros, may involve special risks associated with investments in emerging markets. Economic and political structures in many emerging European countries are in the early stages of economic development and developing rapidly, and these countries may lack the social, political, and

economic stability characteristics of many more developed countries. In addition, the small size and inexperience of the securities markets in emerging European countries and the limited volume of trading in securities in those markets may make a Fund's investments in these countries illiquid and more volatile than investments in more developed countries and may make obtaining prices on portfolio securities from independent sources more difficult than in other, more developed markets. In the past, certain emerging European countries have failed to recognize private property rights and at times have nationalized or expropriated the assets of private companies. There may also be little financial or accounting information available with respect to companies located in certain eastern European countries, which, as a result, may make it difficult to assess the value or prospects of an investment in those companies.

The European financial markets have been experiencing volatility and adverse trends due to concerns about economic downturns or rising government debt levels in both emerging and developed European countries. These events have adversely affected currency exchange rates and may continue to significantly affect every country in Europe, including countries that do not use the Euro. Defaults or restructurings by governments could have adverse effects on economies, financial markets, and asset valuations throughout Europe and lead to additional countries abandoning the Euro or withdrawing from the European Union. During periods of instability or upheaval, a country's government may act in a detrimental or hostile manner toward private enterprise or foreign investment.

In addition, the ongoing war in Ukraine and the resulting sanctions against Russia have adversely affected and may continue to adversely affect global energy and financial markets and thus could affect the value of a Fund's investments, even beyond any direct exposure a Fund may have to Russian issuers or the adjoining geographic regions. The extent and duration of the military action, sanctions and resulting market disruptions are impossible to predict, but could be substantial.

At certain times, a Fund may have to "fair value" certain securities by determining value on the basis of factors other than market quotations. Portfolio holdings that are valued using techniques other than market quotations, including "fair valued" securities, may be subject to greater fluctuation than if market quotations had been used, and there is no assurance that a Fund could sell or close out a portfolio position for the value established for it at any time.

#### **Latin America**

Latin American economies are generally considered emerging markets and have in the past experienced considerable difficulties, including high inflation rates, high interest rates, high unemployment, government overspending and political instability. Similar conditions in the present or future could impact a Fund's performance. Because Latin American countries are highly reliant on the exportation of commodities such as oil and gas, minerals, and metals, their economies

may be significantly impacted by fluctuations in commodity prices and the global demand for certain commodities. Investments in Latin American countries may be subject to currency risks, such as restrictions on the flow of money in and out of a country, extreme volatility relative to the U.S. dollar, and devaluation, all of which could decrease the value of a Fund's investments. Other Latin American investment risks may include inadequate investor protection, less developed regulatory, accounting, auditing and financial standards, unfavorable changes in laws or regulations, natural disasters, corruption and military activity. The governments of many Latin American countries may also exercise substantial influence over many aspects of the private sector, and any such exercise could have a significant effect on companies in which a Fund invests. A relatively small number of Latin American companies represents a large portion of Latin America's total market and thus may be more sensitive to adverse political or economic circumstances and market movements. Securities of companies in Latin American countries may be subject to significant price volatility, which could impact a Fund's performance. During periods of instability or upheaval, a country's government may act in a detrimental or hostile manner toward private enterprise or foreign investment. In addition, at certain times, a Fund may have to "fair value" certain securities by assigning a value on the basis of factors other than market quotations. Portfolio holdings that are valued using techniques other than market quotations, including "fair valued" securities, may be subject to greater fluctuation than if market quotations had been used, and there is no assurance that a Fund could sell or close out a portfolio position for the value established for it at any time.

#### ***Additional Risks***

The following additional or non-principal risks also apply to investments in the Funds.

#### **Risks Associated with Developments in Global Credit and Equity Markets**

Developments in global credit and equity markets, such as the credit and valuation problems experienced by the global capital markets in 2008 and 2009, may adversely and significantly impact the Funds' investments. Although market conditions may start to improve relatively quickly, many difficult conditions may remain for an extended period of time or may return. Because the scope of these conditions may be, and in the past have been, expansive, past investment strategies and models may not be able to identify all significant risks that the Funds may encounter, or to predict the duration of these events. These conditions could prevent the Funds from successfully executing their investment strategies, result in future declines in the market values of the investment assets held by the Funds, or require the Funds to dispose of investments at a loss while such adverse market conditions prevail.

#### **Risks Associated with Other Asia Pacific and Emerging Market Countries**

**Australia.** The Australian economy is dependent, in particular, on the price and demand for agricultural products and

natural resources. The United States and China are Australia's largest trade and investment partners, which may make the Australian markets sensitive to economic and financial events in those two countries. Australian markets may also be susceptible to sustained increases in oil prices as well as weakness in commodity and labor markets.

**Bangladesh.** Bangladesh is facing many economic hurdles, including weak political institutions, poor infrastructure, lack of privatization of industry and a labor force that has outpaced job growth in the country. High poverty and inflationary tensions may cause social unrest, which could weigh negatively on business sentiment and capital investment. Bangladesh's developing capital markets rely primarily on domestic investors. The recent overheating of the stock market and subsequent correction underscored weakness in capital markets and regulatory oversight. Corruption remains a serious impediment to investment and economic growth in Bangladesh, and the country's legal system makes debt collection unpredictable, dissuading foreign investment. Bangladesh is geographically located in a part of the world that is historically prone to natural disasters and is economically sensitive to environmental events.

**Brazil.** Brazilian issuers are subject to possible regulatory and economic interventions by the Brazilian government, including the imposition of wage and price controls and the limitation of imports. In addition, the market for Brazilian securities is directly influenced by the flow of international capital and economic and market conditions of certain countries, especially other emerging market countries in Central and South America. The Brazilian economy historically has been exposed to high rates of inflation and a high level of debt, each of which may reduce and/or prevent economic growth. Brazil also has suffered from chronic structural public sector deficits. Such challenges have contributed to a high degree of price volatility in both the Brazilian equity and foreign currency markets. A rising unemployment rate could also have the same effect.

**Cambodia.** Cambodia is experiencing a period of political stability and relative peace following years of violence under the Khmer Rouge regime. Despite its recent growth and stability, Cambodia faces risks from a weak infrastructure (particularly power generation capacity and the high cost of electric power), a poorly developed education system, inefficient bureaucracy and charges of government corruption. Very low foreign exchange reserves make Cambodia vulnerable to sudden capital flight, and the banking system suffers from a lack of oversight and very high dollarization. Further, destruction of land-ownership records during the Khmer Rouge regime has resulted in numerous land disputes, which strain the country's institutional capacity and threaten violence and demonstrations.

**Indonesia.** Indonesia's political institutions and democracy have a relatively short history, increasing the risk of political instability. Indonesia has in the past faced political and

militant unrest within several of its regions, and further unrest could present a risk to the local economy and stock markets. The country has also experienced acts of terrorism, predominantly targeted at foreigners, which has had a negative impact on tourism. Corruption and the perceived lack of a rule of law in dealings with international companies in the past may have discouraged much needed foreign direct investment. Should this issue remain, it could negatively impact the long-term growth of the economy. In addition, many economic development problems remain, including high unemployment, a developing banking sector, endemic corruption, inadequate infrastructure, a poor investment climate and unequal resource distribution among regions.

**Laos.** Laos is a poor, developing country ruled by an authoritarian, Communist, one-party government. It is politically stable, with political power centralized in the Lao People's Revolutionary Party. Laos' economic growth is driven largely by the construction, mining and hydroelectric sectors. However, the increased development of natural resources could lead to social imbalances, particularly in light of Laos' underdeveloped health care and education systems. Laos is a poorly regulated economy with limited rule of law. Corruption, patronage and a weak legal system threaten to slow economic development. Another major risk for Laos is the stability of its banks, which, despite the significant credit growth since 2009, are under-capitalized and inadequately supervised.

**Malaysia.** Malaysia has previously imposed currency controls and a 10% "exit levy" on profits repatriated by foreign entities such as the Funds and has limited foreign ownership of Malaysian companies (which may artificially support the market price of such companies). The Malaysian capital controls have been changed in significant ways since they were first adopted without prior warning on September 1, 1998. Malaysia has also abolished the exit levy. However, there can be no assurance that the Malaysian capital controls will not be changed adversely in the future or that the exit levy will not be re-established, possibly to the detriment of the Funds and their shareholders. In addition, Malaysia is currently exhibiting political instability which could have an adverse impact on the country's economy.

**Mexico.** The Mexican economy is dependent upon external trade with other economies, specifically with the United States and certain Latin American countries. As a result, Mexico is dependent on the U.S. economy, and any change in the price or demand for Mexican exports may have an adverse impact on the Mexican economy. Recently, Mexico has experienced an outbreak of violence related to drug trafficking. Incidents involving Mexico's security may have an adverse effect on the Mexican economy and cause uncertainty in its financial markets. In the past, Mexico has experienced high interest rates, economic volatility, and high unemployment rates. In addition, one political party dominated its government until the elections of 2000, when political reforms were put into place to improve the transparency of the electoral process. Since then, competition among political parties has increased,

resulting in elections that have been contentious, and this continued trend could lead to greater market volatility.

**Mongolia.** Mongolia has experienced political instability in conjunction with its election cycles. Mongolian governments have had a history of cycling favorable treatment among China, Russia, Japan, the United States and Europe and may at any time abruptly change current policies in a manner adverse to investors. In addition, assets in Mongolia may be subject to nationalization, requisition or confiscation (whether legitimate or not) by any government authority or body. Government corruption and inefficiencies are also a problem. Mongolia's unstable economic policies and regulations towards foreign investors threaten to impede necessary growth of production capacity. Additionally, the Mongolian economy is extremely dependent on the price of minerals and Chinese demand for Mongolian exports.

**Myanmar.** Myanmar (formerly Burma) is emerging from nearly half a century of isolation under military rule and from the gradual suspension of sanctions imposed for human-rights violations. However, Myanmar struggles with rampant corruption, poor infrastructure (including basic infrastructure, such as transport, telecoms and electricity), ethnic tensions, a shortage of technically proficient workers and a dysfunctional bureaucratic system. Myanmar has no established corporate bond market or stock exchange and has a limited banking system. Additionally, despite democratic trends and progress on human rights, Myanmar's political situation remains fluid, and there remains the possibility of reinstated sanctions.

**New Zealand.** New Zealand is generally considered to be a developed market, and investments in New Zealand generally do not have risks associated with them that are present with investments in developing or emerging markets. New Zealand is a country heavily dependent on free trade, particularly in agricultural products. This makes New Zealand particularly vulnerable to international commodity prices and global economic slowdowns. Its principal export industries are agriculture, horticulture, fishing and forestry.

**Pakistan.** Changes in the value of investments in Pakistan and in companies with significant economic ties to that country largely depend on continued economic growth and reform in Pakistan, which remains uncertain and subject to a variety of risks. Pakistan has faced, and continues to face, high levels of political instability and social unrest at both the regional and national levels. Ongoing border disputes with India may result in armed conflict between the two nations, and Pakistan's geographic location and its shared borders with Afghanistan and Iran increase the risk that it will be involved in, or otherwise affected by, international conflict. Pakistan's economic growth is in part attributable to high levels of international support, which may be significantly reduced or terminated in response to changes in the political leadership of Pakistan. Pakistan faces a wide range of other economic problems and risks, such as the uncertainty over the privatization efforts, the substantial natural resource constraints it is

subject to, its large budgetary and current account deficits as well as trade deficits, its judicial system that is still developing and widely perceived as lacking transparency, and inflation.

**Papua New Guinea.** Papua New Guinea is a small country that faces challenges in maintaining political stability. The government intrudes in many aspects of the economy through state ownership and regulation. Despite promises from the government to address rampant corruption, corruption and nepotism remain pervasive and often go unpunished. Other challenges facing Papua New Guinea include providing physical security for foreign investors, regaining investor confidence, restoring integrity to state institutions, privatizing state institutions, improving its legal system and maintaining good relations with Australia. Exploitation of Papua New Guinea's natural resources is limited by terrain, land tenure issues and the high cost of developing infrastructure. Papua New Guinea has several thousand distinct and heterogeneous indigenous communities, which create additional challenges in dealing with tribal conflicts, some of which have been going on for millennia.

**Philippines.** Philippines' consistently large budget deficit has produced a high debt level and has forced the country to spend a large portion of its national government budget on debt service. Large, unprofitable public enterprises, especially in the energy sector, contribute to the government's debt because of slow progress on privatization.

**Singapore.** As a small open economy, Singapore is particularly vulnerable to external economic influences, such as the Asian economic crisis of the late 1990s. Singapore has been a leading manufacturer of electronics goods. However, competition from other countries in this and related industries, and adverse Asian economic influences generally, may negatively affect Singapore's economy.

**Sri Lanka.** Civil war and terrorism have disrupted the economic, social and political stability of Sri Lanka for decades. While these tensions appear to have lessened, there is the potential for continued instability resulting from ongoing ethnic conflict. Sri Lanka faces severe income inequality, high inflation and a sizable public debt load. Sri Lanka relies heavily on foreign assistance in the form of grants and loans from a number of countries and international organizations such as the World Bank and the Asian Development Bank. Changes in international political sentiment may have significant adverse effects on the Sri Lankan economy.

**Thailand.** In recent years Thailand has experienced increased political, social and militant unrest, negatively impacting tourism and the broader economy. Thailand's political institutions remain unseasoned, increasing the risk of political instability. Since 2005, Thailand has experienced several rounds of political turmoil, including a military coup in September 2006 that replaced Thailand's elected government with new leadership backed by a military junta. Political and social unrest have continued following the 2006 coup and have resulted in disruptions, violent protests and clashes

between citizens and the government. In May 2014, after months of large-scale anti-government protests, another military coup was staged, and a new military junta was established to govern the nation. In March 2019, after many rounds of delays, the first general election since the 2014 coup was held in Thailand. The election has been widely considered a contest between the pro-military and pro-democracy forces, and the outcome of the election could lead to further political instability in Thailand. These events have negatively impacted the Thai economy, and the long-term effect of these developments remains unclear. The Thai government has historically imposed investment controls apparently designed to control volatility in the Thai baht and to support certain export-oriented Thai industries. These controls have largely been suspended, although there is no guarantee that such controls will not be re-imposed. However, partially in response to these controls, an offshore market for the exchange of Thai baht developed. The depth and transparency of this market have been uncertain.

**Vietnam.** In 1992, Vietnam initiated the process of privatization of state-owned enterprises, and expanded that process in 1996. However, some Vietnamese industries, including commercial banking, remain dominated by state-owned enterprises, and for most of the private enterprises, a majority of the equity is owned by employees and management boards and on average more than one-third of the equity is owned by the government with only a small percentage of the equity being owned by investors. In addition, Vietnam continues to impose limitations on foreign ownership of Vietnamese companies and has in the past imposed arbitrary repatriation taxes on foreign owners. Although Vietnam has experienced significant economic growth in the past three decades, Vietnam continues to face various challenges, including corruption, lack of transparency, uniformity and consistency in governmental regulations, heavy dependence on exports, a growing population, and increasing pollution. Inflation threatens long-term economic growth and may deter foreign investment in the country. In addition, foreign currency reserves in Vietnam may not be sufficient to support conversion into the U.S. dollar (or other more liquid currencies). Vietnamese markets have relatively low levels of liquidity, which may result in extreme volatility in the prices of Vietnamese securities. Market volatility may also be heightened by the actions of a small number of investors.

**Africa and the Middle East.** The economies of certain African and Middle Eastern countries are in the earliest stages of economic development, which may result in a high concentration of trading volume and market capitalization in a small number of issuers or a limited number of industries. There are typically fewer brokers in African and Middle Eastern countries, and they are typically less well capitalized than brokers in the United States or other developed markets. Many African nations have a history of military intervention, dictatorship, civil war, and corruption, which all limit the effectiveness of markets in those countries. Many Middle Eastern countries are facing political and economic uncertainty, with little or no

democratic tradition or free market history, which could result in significant economic downturn. Recently, the Israel-Hamas war has resulted in significant loss of life and increased volatility in the Middle East, and there is a risk that the war could spread within the region. The conflict between Israel and Hamas and the involvement of the U.S. and other countries could present material uncertainty and risk with respect to a Fund's performance and ability to achieve its investment objective. The extent and duration of the military action and any market disruptions are impossible to predict, but could be substantial.

During periods of instability or upheaval, a country's government may act in a detrimental or hostile manner toward private enterprise or foreign investment. Portfolio holdings that are valued using techniques other than market quotations, including "fair valued" securities, may be subject to greater fluctuation than if market quotations had been used, and there is no assurance that a Fund could sell or close out a portfolio position for the value established for it at any time. Further, the economies of many Middle Eastern and African countries are largely dependent on, and linked together by, certain commodities (such as gold, silver, copper, diamonds, and oil). As a result, African and Middle Eastern economies are vulnerable to changes in commodity prices, and fluctuations in demand for these commodities could significantly impact economies in these regions. A downturn in one country's economy could have a disproportionately large effect on others in the region.

#### **U.S. Securities Risk**

Certain Funds invest to a limited extent in stocks issued by U.S. companies. U.S. stocks have certain risks similar to equity securities issued in other countries, such as declines in value over short or extended periods as a result of changes in a company's financial condition or the overall market as well as economic and political conditions. Although U.S. stocks have enjoyed many years of favorable returns, they have more recently experienced volatility based on political and economic events such as trade disputes. In addition, interest rate increases in the U.S. may adversely affect stocks.

#### **Certain Risks of Fixed-Income Securities**

The Funds may invest in fixed-income securities. The prices of fixed-income securities respond to economic developments, particularly interest rate changes, as well as to changes in an issuer's credit rating or market perceptions about the creditworthiness of an issuer. Generally fixed-income securities decrease in value if interest rates rise and increase in value if interest rates fall, and longer-term and lower rated securities are more volatile than shorter-term and higher rated securities.

#### **Risks Associated with Investment in a Smaller Number of Companies or Industries**

From time to time, a relatively small number of companies and industries may represent a large portion of the total stock market in a particular country or region, and these companies and industries may be more sensitive to adverse social, political, economic or regulatory developments than funds whose

portfolios are more diversified. Events affecting a small number of companies or industries may have a significant and potentially adverse impact on your investment in the Funds, and the Funds' performance may be more volatile than that of funds that invest globally.

#### **Passive Foreign Investment Companies Risk**

The Funds may invest in PFICs. Investments in PFICs may subject the Funds to taxes and interest charges that cannot be avoided, or that can be avoided only through complex methods that may have the effect of imposing a less favorable tax rate or accelerating the recognition of gains and payment of taxes.

#### **Initial Public Offerings ("IPOs") Risk**

IPOs of securities issued by unseasoned companies with little or no operating history are risky, and their prices are highly volatile, but they can result in very large gains in their initial trading. Attractive IPOs are often oversubscribed and may not be available to the Funds or may be available only in very limited quantities. Thus, when a Fund's size is smaller, any gains or losses from IPOs may have an exaggerated impact on the Fund's performance than when it is larger. The Funds' portfolio managers are permitted to engage in short-term trading of IPOs. Although IPO investments have had a positive impact on the performance of some Funds, there can be no assurance that a Fund will have favorable IPO investment opportunities in the future or that a Fund's investments in IPOs will have a positive impact on its performance.

#### **Risks Associated with Investment in China A Shares**

Matthews has applied for and received a license as a Qualified Foreign Investor ("QFI") from the China Securities Regulatory Commission and has been registered with the State Administration of Foreign Exchange of China for the inward and outward remittance of funds in foreign currencies and/or offshore renminbi (the "QFI Status"), by which Matthews may invest in stocks of Chinese companies listed on the Shanghai Stock Exchange and the Shenzhen Stock Exchange and traded and denominated in the currency of China, the renminbi ("China A Shares") on behalf of clients whose portfolios it manages, including for this purpose any series, sub-fund, sleeve, or other sub-account of such client (each an "A Share Investor"). For a further discussion of China A Shares and risks associated with investing in China A Shares, see "Risks Associated with Investing in China A Shares" in the Funds' SAI.

Matthews, as a QFI license holder, maintains custody of China A Share assets with a local custodian in its own name for the benefit of the A Share Investors (the "A Share Account"). In addition, the local Chinese custodian will maintain, on its books and records, a sub-account on behalf of each A Share Investor with respect to the China A Share assets held by each individual A Share Investor.

Matthews has agreed with each A Share Investor that Matthews has and shall have no beneficial interest in such China A Share assets and that they belong exclusively to the individual A Share Investors in whose name they are held on the books and records of the Chinese custodian. In addition, each A Share Investor has agreed that such A Share Investor has an interest solely in the China A Share assets held through the QFI Status of Matthews that are registered in its name on the books and records of the Chinese custodian, and that they have no interest in any China A Share assets held on the books and records of the Chinese custodian in the name of any other A Share Investor. A Share Investors, including the Funds, bear the costs of maintaining their sub-account on the books and records of the Chinese custodian, as well as their share of the costs of maintaining the A Share Account.

Although China A Shares generally trade in liquid markets, because of the repatriation requirements imposed by the Chinese government, a Fund's investment in China A Shares may be illiquid and subject to the Fund's policy of investing no more than 15% of its net assets in illiquid securities.

**Investing in China A Shares through Stock Connect.** A Fund may purchase China A Shares through the Shanghai and Shenzhen—Hong Kong Stock Connect ("Stock Connect"). The Stock Connect program is a mutual market access program designed to enable foreign investment in the People's Republic of China ("PRC") via brokers in Hong Kong. There are significant risks inherent in investing in China A Shares through Stock Connect. Specifically, trading can be affected by market or bank closures, quota limits, and certain pre-delivery and pre-validation requirements, such that a Fund may not be able to purchase or dispose of its shares in a timely manner. In addition, a Fund's purchase of China A Shares through Stock Connect may only be subsequently sold through Stock Connect and is not otherwise transferable. A Fund's shares will be registered in its custodian's name on the Hong Kong Central Clearing and Settlement System, which may limit Matthews' ability to effectively manage a Fund's holdings, including the potential enforcement of equity owner rights.



# Management of the Funds

Matthews International Capital Management, LLC is the investment advisor to the Funds. Matthews is located at Four Embarcadero Center, Suite 550, San Francisco, California 94111 and can be reached toll free by telephone at 833.228.5605. Matthews was founded in 1991 by G. Paul Matthews. Since its inception, Matthews has specialized in managing portfolios of Asian securities. Matthews invests the Funds' assets, manages the Funds' business affairs, supervises the Funds' overall day-to-day operations, provides the personnel needed by the Funds with respect to Matthews' responsibilities, and furnishes the Funds with office space and provides certain administrative, clerical and shareholder services to the Funds pursuant to an Investment Management Agreement dated as of June 30, 2022 between Matthews and the Trust, on behalf of the Funds (as amended from time to time, the "Management Agreement").

Pursuant to the Management Agreement, each Fund, other than the Matthews Emerging Markets Discovery Active ETF and Matthews China Discovery Active ETF, pays Matthews 0.79% of the aggregate average daily net assets of the Fund. Each of the Matthews Emerging Markets Discovery Active ETF and Matthews China Discovery Active ETF pays Matthews 0.99% of the aggregate average daily net assets of the Fund. The Funds shall pay to Matthews a monthly fee at the annual rate using the applicable management fee calculated based on the actual number of days of that month and based on the Funds' average daily net assets for the month.

A discussion regarding the basis for the Board's approval of the Management Agreement with respect to the Funds, other than the Matthews Emerging Markets Discovery Active ETF and Matthews China Discovery Active ETF, is available in the Funds' Annual Report to Shareholders for the fiscal year ended December 31, 2023. For the Matthews Emerging Markets Discovery Active ETF and Matthews China Discovery Active ETF, this discussion will be available in the Funds' Form N-CSR for the period ending June 30, 2024.

Pursuant to a fee waiver agreement, effective April 28, 2023, between the Trust and Matthews for the Matthews Korea Active ETF (the "Korea ETF Fee Waiver Agreement"), Matthews has contractually agreed to waive a portion of the management fee with respect to the Fund if and to the extent that the total annual operating expense ratio of the lowest cost share class of any "Family-Priced Fund" is less than the applicable management fee rate for the Matthews Korea Active ETF. The Family-Priced Funds are the series of the Trust that are operated as mutual funds (and offered through a separate prospectus), other than the Matthews Emerging Markets Small Companies Fund and the Matthews China Small Companies Fund. The Korea ETF Fee Waiver Agreement will remain in effect until terminated by the Board and the Independent Trustees. Based on the currently applicable expense ratios for the Family-Priced Funds, it is not expected that a waiver under the Korea ETF Fee Waiver Agreement will occur in the foreseeable future.

Pursuant to a fee waiver agreement, effective as of December 29, 2023, between the Trust and Matthews for the Matthews Emerging Markets Discovery Active ETF and Matthews China Discovery Active ETF (the "Discovery ETF Fee Waiver Agreement"), Matthews has contractually agreed to waive 0.10% of the fee payable under the Management Agreement for the Funds. Matthews may not recoup fees waived pursuant to the Discovery ETF Fee Waiver Agreement. The Board has approved the Discovery ETF Fee Waiver Agreement for an initial term through April 30, 2026 and may terminate the agreement at any time upon 60 days' written notice to Matthews. Matthews may decline to renew the Discovery ETF Fee Waiver Agreement by providing written notice to the Trust at least 60 days before its annual expiration date.

Matthews may delegate certain portfolio management activities with respect to one or more Funds to a wholly owned subsidiary based outside of the United States. Any such participating affiliate would enter into a participating affiliate agreement with Matthews related to the affected Fund, and Matthews would remain fully responsible for the participating affiliate's services as if Matthews had performed the services directly. Any delegation of services in this manner would not increase the fees or expenses paid by the Fund, and would normally be used only where a portfolio manager or other key professional is located in the country where the subsidiary is based.

Pursuant to the Management Agreement, in addition to investment advisory services, Matthews also provides certain administrative and shareholder services to the Funds and current shareholders of the Funds, including overseeing the activities of the Funds' transfer agent, accounting agent, custodian and administrator; assisting with the daily calculation of the Funds' net asset values; overseeing each Fund's compliance with its legal, regulatory and ethical policies and procedures; assisting with the preparation of agendas and other materials drafted by the Funds' third-party administrator and other parties for Board meetings; coordinating and executing fund launches and closings (as applicable); general oversight of the vendor community at large as well as industry trends to ensure that shareholders are receiving quality service and technology; responding to shareholder communications including coordinating shareholder mailings, ordinary proxy statements, annual reports, prospectuses and other correspondence from the Funds to shareholders; providing regular communications and investor education materials to shareholders, which may include communications via electronic means, such as electronic mail; providing certain shareholder services not handled by the Funds' transfer agent or other intermediaries; communicating with investment advisors whose clients own or hold shares of the Funds; and providing such other information and assistance to shareholders as may be reasonably requested by such shareholders. Matthews will pay all the ordinary expenses of the Funds.

## Portfolio Managers

Each of the Funds is managed by one or more Portfolio Managers. A Portfolio Manager of a Fund is primarily responsible for its day-to-day investment management decisions. Lead Managers are supported by and consult with Co-Managers.

### SEAN TAYLOR

Sean Taylor is Chief Investment Officer and Portfolio Manager at Matthews, and manages the firm's Pacific Tiger, Emerging Markets Equity and Asia ex Japan Total Return Equity Strategies and co-manages the firm's Emerging Markets ex China Strategy. Prior to joining Matthews in October 2023, he was Chief Investment Officer APAC, Global Head of Emerging Markets Equity at DWS Group based in Hong Kong since 2013. From 2004 to 2011, he was an Investment Director at GAM Investments, based in London and Dubai. From 1997 to 2004, he was at Societe Generale as Head of International and Emerging Markets. Sean has over 30 years of experience, including more than a decade as a CIO. He has overseen a number of emerging markets active strategies, including Latin America, India, China, Brazil, Russia as well as international and global strategies during his career. He received his MBA from Manchester Business School and is a graduate of the Royal Military Academy, Sandhurst. Sean has been a Portfolio Manager of the Matthews Pacific Tiger Fund, Matthews Pacific Tiger Active ETF, Matthews Emerging Markets Equity Fund, Matthews Emerging Markets Equity Active ETF and Matthews Emerging Markets ex China Active ETF since 2023.

#### Lead Manager

Matthews Pacific Tiger Fund  
Matthews Pacific Tiger Active ETF  
Matthews Emerging Markets Equity Fund  
Matthews Emerging Markets Equity Active ETF

#### Co-Manager

Matthews Emerging Markets ex China Active ETF

### SIDDHARTH BHARGAVA

Siddharth Bhargava is a Portfolio Manager at Matthews and co-manages the firm's Asian Growth and Income and Asia Dividend Strategies. Prior to joining the firm in 2011, he was an Investment Analyst at Navigator Capital. Siddharth also served as a credit and debt market research assistant to Dr. Edward Altman at the New York University Salomon Center. From 2005 to 2008, he was a Credit Analyst at Sandell Asset Management. Siddharth received a B.A. in Economics from the University of Virginia and an MBA from the Stern School of Business at New York University. He is fluent in Hindi and conversational in German. Siddharth has been a Portfolio Manager of the Matthews Asian Growth and Income Fund since 2021, of the Matthews Asia Dividend Fund since 2022, and of the Matthews Asia Dividend Active ETF since its inception in 2023.

#### Co-Manager

Matthews Asian Growth and Income Fund  
Matthews Asia Dividend Fund  
Matthews Asia Dividend Active ETF

### WINNIE CHWANG

Winnie Chwang is a Portfolio Manager at Matthews and manages the firm's China Small Companies, China Discovery and China Dividend Strategies and co-manages the firm's China, China A-Shares, Pacific Tiger and Asia Dividend Strategies. She joined the firm in 2004 and has built her investment career at the firm. Winnie earned an M.B.A. from the Haas School of Business and received her B.A. in Economics with a minor in Business Administration from the University of California, Berkeley. She is fluent in Mandarin and conversational in Cantonese. Winnie has been a Portfolio Manager of the Matthews China Fund since 2014, of the Matthews China Small Companies Fund since 2020, of the Matthews Pacific Tiger Fund since 2021, of the Matthews Asia Dividend Fund since 2022, of the Matthews China Active ETF since its inception in 2022, of the Matthews Pacific Tiger Active ETF and Matthews Asia Dividend Active ETF since their inception in 2023, and of the Matthews China Discovery Active ETF since its inception in 2024.

#### Lead Manager

Matthews China Small Companies Fund  
Matthews China Discovery Active ETF  
Matthews China Dividend Fund

#### Co-Manager

Matthews China Fund  
Matthews China Active ETF  
Matthews Pacific Tiger Fund  
Matthews Pacific Tiger Active ETF  
Matthews Asia Dividend Fund  
Matthews Asia Dividend Active ETF

## SWAGATO GHOSH

Swagato Ghosh is a Portfolio Manager at Matthews and co-manages the firm's India Strategy. Prior to joining the firm in 2022, he was an investment analyst at Franklin Templeton India, where he was the lead cement, real estate and consumer discretionary analyst. From 2016 to 2018, he was an investment analyst at Goldman Sachs Asset Management researching the U.S. health care sector. From 2013 to 2015, Swagato was an equity research analyst at Jefferies India. He received his B.Tech in Mining Engineering from Indian Institute of Technology Kharagpur and his MBA from Indian Institute of Management Calcutta. Swagato is fluent in Hindi and Bengali. Swagato has been a Portfolio Manager of the Matthews India Fund and Matthews India Active ETF since 2023.

**Co-Manager**  
Matthews India Fund  
Matthews India Active ETF

## DONGHOON HAN

Donghoon Han is a Portfolio Manager at Matthews and manages the firm's Japan Strategy. Prior to joining the firm in 2020, Donghoon was Vice President and portfolio manager at Goldman Sachs Asset Management in Tokyo, responsible for investments in technology, automotive and transportation sectors in Japan. From 2014 to 2016, he worked as a Senior Associate at Citadel Global Equities covering technology and industrial sectors in Japan. From 2010 to 2014, he also worked as a Senior Associate at Dodge & Cox covering global technology sector with a focus on semiconductors and electronic components. Donghoon is fluent in Japanese and Korean. He received his B.A. in International Liberal Arts from Waseda University in Tokyo. Donghoon is a Chartered Member of the Securities Analysts Association of Japan. Donghoon has been a Portfolio Manager of the Matthews Japan Fund since 2023 and of the Matthews Japan Active ETF since its inception in 2023.

**Lead Manager**  
Matthews Japan Fund  
Matthews Japan Active ETF

## ROBERT HORROCKS, PhD

Robert Horrocks is a Portfolio Manager at Matthews and manages the firm's Asian Growth and Income and Asia Dividend Strategies. Before joining Matthews in 2008, Robert was Head of Research at Mirae Asset Management in Hong Kong. From 2003 to 2006, Robert served as Chief Investment Officer for Everbright Pramerica in China, establishing its quantitative investment process. He started his career as a Research Analyst with WI Carr Securities in Hong Kong before moving on to spend eight years working in several different Asian jurisdictions for Schroders, including stints as Country General Manager in Taiwan, Deputy Chief Investment Officer in Korea and Designated Chief Investment Officer in Shanghai. Robert earned his PhD in Chinese Economic History from Leeds University in the United Kingdom and is fluent in Mandarin. Robert has been a Portfolio Manager of the Matthews Asian Growth and Income Fund since 2009, of the Matthews Asia Dividend Fund since 2013, and of the Matthews Asia Dividend Active ETF since its inception in 2023.

**Lead Manager**  
Matthews Asian Growth and  
Income Fund  
Matthews Asia Dividend  
Fund  
Matthews Asia Dividend  
Active ETF

## ELLI LEE

Elli Lee is a Portfolio Manager at Matthews and manages the firm's Korea Strategy and co-manages the firm's Asia Dividend, China Dividend and Asian Growth and Income Strategies. Prior to joining the firm in 2016, Elli worked at Bank of America Merrill Lynch for 10 years, most recently in Korean Equity Sales and previously as an Equity Research Analyst covering South Korea's engineering, construction, steel and education sectors. From 2003 to 2005, Elli was an Investor Relations Specialist at Hana Financial Group in Seoul. She earned a Master of Science in Global Finance from the Hong Kong University of Science and Technology Business School and New York University Stern School of Business, and received a B.A. in Economics from Bates College. Elli is fluent in Korean. Elli has been a Portfolio Manager of the Matthews Asia Dividend Fund since 2022, of the Matthews Asian Growth and Income Fund since 2023, and of the Matthews Korea Active ETF and Matthews Asia Dividend Active ETF since their inception in 2023.

**Lead Manager**  
Matthews Korea Active ETF

**Co-Manager**  
Matthews Asia Dividend  
Fund  
Matthews Asia Dividend  
Active ETF  
Matthews China Dividend  
Fund  
Matthews Asian Growth and  
Income Fund

## KENNETH LOWE, CFA

Kenneth Lowe is a Portfolio Manager at Matthews and manages the firm's Asian Growth and Income and Asia Dividend Strategies. Prior to joining Matthews in 2010, he was an Investment Manager on the Asia and Global Emerging Market Equities Team at Martin Currie Investment Management in Edinburgh, Scotland. Kenneth received an M.A. in Applied Mathematics and Economics from the University of Glasgow. Kenneth has been a Portfolio Manager of the Matthews Asian Growth and Income Fund since 2011, of the Matthews Asia Dividend Fund since 2022, and of the Matthews Asia Dividend Active ETF since its inception in 2023.

### Lead Manager

Matthews Asian Growth and Income Fund  
Matthews Asia Dividend Fund  
Matthews Asia Dividend Active ETF

## ANDREW MATTOCK, CFA

Andrew Mattock is a Portfolio Manager at Matthews and manages the firm's China, China Small Companies and China Discovery Strategies, and co-manages the firm's Pacific Tiger, China Dividend, and Emerging Markets Equity Strategies. Prior to joining the firm in 2015, he was a Fund Manager at Henderson Global Investors for 15 years, first in London and then in Singapore, managing Asia Pacific equities. Andrew holds a Bachelor of Business majoring in Accounting from ACU. He began his career at PricewaterhouseCoopers and qualified as a Chartered Accountant. Andrew has been a Portfolio Manager of the Matthews China Fund since 2015, of the Matthews China Small Companies Fund since 2020, of the Matthews China Dividend Fund and Matthews Pacific Tiger Fund since 2022, of the Matthews China Active ETF since its inception in 2022, of the Matthews Emerging Markets Equity Fund and Matthews Emerging Markets Equity Active ETF since 2023, and of the Matthews China Discovery Active ETF and Matthews Pacific Tiger Active ETF since their inception in 2023.

### Lead Manager

Matthews China Fund  
Matthews China Active ETF  
Matthews China Small Companies Fund  
Matthews China Discovery Active ETF

### Co-Manager

Matthews Pacific Tiger Fund  
Matthews Pacific Tiger Active ETF  
Matthews China Dividend Fund  
Matthews Emerging Markets Equity Fund  
Matthews Emerging Markets Equity Active ETF

## PEEYUSH MITTAL, CFA

Peeyush Mittal is a Portfolio Manager at Matthews and manages the firm's India Strategy and co-manages the firm's Emerging Markets Equity, Emerging Markets ex China, Pacific Tiger and Asia Growth Strategies. Prior to joining the firm in 2015, he spent over three years at Franklin Templeton Asset Management India, most recently as a Senior Research Analyst. Previously, he was with Deutsche Asset & Wealth Management New York, from 2009 to 2011, researching U.S. and European stocks in the industrials and materials sectors. Peeyush began his career in 2003 with Scot Forge as an Industrial Engineer, and was responsible for implementing Lean Manufacturing systems on the production shop floor. Peeyush earned his M.B.A from The University of Chicago Booth School of Business. He received a Master of Science in Industrial Engineering from The Ohio State University and received a Bachelor of Technology in Metallurgical Engineering from The Indian Institute of Technology Madras. He is fluent in Hindi. Peeyush has been a Portfolio Manager of the Matthews India Fund since 2018, of the Matthews Emerging Markets Equity Fund, Matthews Emerging Markets Equity Active ETF, Matthews Emerging Markets ex China Active ETF, Matthews Pacific Tiger Fund and Matthews Asia Growth Fund since 2023, and of the Matthews India Active ETF, Matthews Pacific Tiger Active ETF since

### Lead Manager

Matthews India Fund  
Matthews India Active ETF

### Co-Manager

Matthews Emerging Markets Equity Fund  
Matthews Emerging Markets Equity Active ETF  
Matthews Emerging Markets ex China Active ETF  
Matthews Asia Growth Fund  
Matthews Pacific Tiger Fund  
Matthews Pacific Tiger Active ETF

## MICHAEL J. OH, CFA

Michael Oh is a Portfolio Manager at Matthews and manages the firm's Asia Innovators and Asia Growth Strategies, and co-manages the firm's Korea Strategy. Michael joined Matthews in 2000 and has built his investment career at the firm. Michael received a B.A. in Political Economy of Industrial Societies from the University of California, Berkeley. He is fluent in Korean. Michael has been a Portfolio Manager of the Matthews Asia Innovators Fund since 2006, of the Matthews Asia Growth Fund since 2020, of the Matthews Asia Innovators Active ETF since its inception in 2022, and of the Matthews Korea Active ETF since its inception in 2023.

### Lead Manager

Matthews Asia Innovators Fund  
Matthews Asia Innovators Active ETF  
Matthews Asia Growth Fund

### Co-Manager

Matthews Korea Active ETF

## SOJUNG PARK

Sojung Park is a Portfolio Manager at Matthews Asia and manages the firm's Korea Strategy and co-manages the firm's Emerging Markets ex China Strategy. Prior to joining the firm in 2016, she earned an MBA from the University of Chicago's Booth School of Business. From 2010 to 2013, Sojung worked as an Equity Research Analyst at HSBC Securities as primary analyst for mid-cap companies in the Korean financial services sector, and from 2009 to 2010, was an Equity Research Associate at E\*Trade Securities. She received a Bachelor of Business Administration from Seoul National University and is fluent in Korean. Sojung has been a Portfolio Manager of the Matthews Korea Active ETF since its inception in 2023.

### Lead Manager

Matthews Korea Active ETF

### Co-Manager

Matthews Emerging Markets ex China Active ETF

## INBOK SONG

Inbok Song is a Portfolio Manager at Matthews and manages the firm's Pacific Tiger Strategy and co-manages the firm's Emerging Markets Sustainable Future and Asia Innovators Strategies. Prior to rejoining the firm in 2019, Inbok spent three years at Seafarer Capital Partners as a portfolio manager, the firm's Director of Research and chief data scientist. Previously she was at Thornburg Investment Management as an associate portfolio manager. From 2007 to 2015, she was at Matthews, most recently as a portfolio manager. From 2005 to 2006, Inbok served as an Analyst and Technology Specialist at T. Stone Corp., a private equity firm in Seoul, South Korea. From 2004 to 2005, she was a research engineer for Samsung SDI in Seoul. Inbok received both a B.A. and Masters in Materials Science and Engineering from Seoul National University. She received a Masters in International Management from the University of London, King's College, and also an M.A. in Management Science and Engineering, with a concentration in finance from Stanford University. Inbok is fluent in Korean. Inbok has been a Portfolio Manager of the Matthews Pacific Tiger Fund since 2019, and of the Matthews Pacific Tiger Active ETF, Matthews Emerging Markets Sustainable Future Fund, Matthews Asia Innovators Fund, and Matthews Asia Innovators Active ETF since 2023, and of the Matthews Emerging Markets Sustainable Future Active ETF since its inception in 2023.

### Lead Manager

Matthews Pacific Tiger Fund  
Matthews Pacific Tiger Active ETF

### Co-Manager

Matthews Emerging Markets Sustainable Future Fund  
Matthews Emerging Markets Sustainable Future Active ETF  
Matthews Asia Innovators Fund  
Matthews Asia Innovators Active ETF

## JEREMY SUTCH, CFA

Jeremy Sutch is a Portfolio Manager at Matthews and manages the firm's Emerging Markets ex China Strategy, and co-manages the Emerging Markets Equity, Emerging Markets Small Companies, Emerging Markets Discovery, Asia Small Companies, Asia ex Japan Total Return Equity and Pacific Tiger Strategies. Prior to joining the firm in 2015, he was Director and Global Head of Emerging Companies at Standard Chartered Bank in Hong Kong from 2012 to 2015, responsible for the fundamental analysis of companies in Asia, with a particular focus on small- and mid-capitalization companies. From 2009 to 2012, he was Managing Director at MJP Capital in Hong Kong, which he co-founded. His prior experience has included managing small-cap equities at Indus Capital Advisors and serving as Head of Hong Kong Research for ABN AMRO Asia Securities. Jeremy earned an M.A. in French and History from the University of Edinburgh. Jeremy has been a Portfolio Manager of the Matthews Emerging Markets Small Companies Fund since 2021, and of the Matthews Emerging Markets Equity Fund, Matthews Emerging Markets Equity Active ETF, Matthews Emerging Markets ex China Active ETF, Matthews Emerging Markets Discovery Active ETF, Matthews Pacific Tiger Fund and Matthews Pacific Tiger Active ETF since 2023.

### Lead Manager

Matthews Emerging Markets ex China Active ETF

### Co-Manager

Matthews Emerging Markets Equity Fund  
Matthews Emerging Markets Equity Active ETF  
Matthews Emerging Markets Small Companies Fund  
Matthews Emerging Markets Discovery ActiveETF  
Matthews Pacific Tiger Fund  
Matthews Pacific Tiger Active ETF

## SHUNTARO TAKEUCHI

Shuntaro Takeuchi is Head of Research and a Portfolio Manager at Matthews, and manages the firm's Japan Strategy and co-manages the Asia Growth Strategy. Prior to joining the firm in 2016, he was an Executive Director for Japan Equity Sales at UBS Securities LLC in New York. Beginning in 2003, he worked on both Japanese Equity and International Equity Sales at UBS Japan Securities, based in Tokyo, and held the position of Special Situations Analyst from 2006 to 2008, and Head of International Equity Sales from 2009 to 2013. Before that, he worked at Merrill Lynch Japan from 2001 to 2003 in U.S. Equity Sales. Shuntaro received a B.A. in Commerce and Management from Hitotsubashi University in Tokyo. He is fluent in Japanese. Shuntaro has been a Portfolio Manager of the Matthews Japan Fund since 2019, of the Matthews Japan Active ETF since its inception in 2023 and of the Matthews Asia Growth Fund since 2023.

### Lead Manager

Matthews Japan Fund  
Matthews Japan Active ETF

### Co-Manager

Matthews Asia Growth Fund

## VIVEK TANNEERU

.Vivek Tanneeru is a Portfolio Manager at Matthews and manages the firm's Emerging Markets Sustainable Future, Emerging Markets Discovery, and Emerging Markets Small Companies Strategies. Prior to joining Matthews in 2011, Vivek was an Investment Manager on the Global Emerging Markets team of Pictet Asset Management in London. While at Pictet, he also worked on the firm's Global Equities team, managing Japan and Asia ex Japan markets. Before earning his M.B.A. from the London Business School in 2006, Vivek was a Business Systems Officer at The World Bank and served as a Consultant at Arthur Andersen Business Consulting and Citicorp Infotech Industries. He interned at Generation Investment Management while studying for his M.B.A. Vivek received his Master's in Finance from the Birla Institute on Technology & Science in India. He is fluent in Hindi and Telugu. Vivek has been a Portfolio Manager of the Matthews Emerging Markets Sustainable Future Fund since its inception in 2015, of the Matthews Emerging Markets Small Companies Fund since 2020, and of the Matthews Emerging Markets Sustainable Future Active ETF and Matthews Emerging Markets Discovery Active ETF since their inception in 2023.

## ALEX ZARECHNAK

Alex Zarechnak is a Portfolio Manager at Matthews and manages the firm's Emerging Markets Equity and Emerging Markets ex China Strategies and co-manages the firm's Emerging Markets Small Companies, Emerging Markets Discovery and Emerging Markets Sustainable Future Strategies. Prior to joining the firm in 2020, he spent a total of 15 years (1998–2006 and 2012–2019) at Wellington Management as an analyst for the firm's flagship Emerging Markets Equity Fund as a generalist first covering CEEMEA, then Latin America. From 2006-2012, he was a regional equity analyst at Capital Group, covering Emerging Markets with a focus on energy, telecoms and consumer sectors in Latin America and CEEMEA. Alex began his Emerging Markets career as a Russia equity analyst with Templeton Emerging Markets, based in Moscow. He earned a B.A. in Economics and Government from the College of William and Mary. Alex is fluent in Russian. Alex has been a Portfolio Manager of the Matthews Emerging Markets Equity Fund since 2022, of the Matthews Emerging Markets Equity Active ETF since its inception in 2022, of the Matthews Emerging Markets ex China Active ETF since its inception in 2023, of the Matthews Emerging Markets Small Companies Fund since 2023, of the Matthews Emerging Markets Discovery Active ETF since its inception in 2023, and of the Matthews Emerging Markets Sustainable Future Fund and Matthews Emerging Markets Sustainable Future Active ETF since 2024.

## SHERWOOD ZHANG, CFA

Sherwood Zhang is a Portfolio Manager at Matthews and manages the firm's China Dividend and China A-Shares Strategies and co-manages the firm's China, China Small Companies, China Discovery, and Asia ex Japan Total Return Equity Strategies. Prior to joining Matthews in 2011, Sherwood was an analyst at Passport Capital from 2007 to 2010, where he focused on such industries as property and basic materials in China as well as consumer-related sectors. Before earning his M.B.A. in 2007, Sherwood served as a Senior Treasury Officer for Hang Seng Bank in Shanghai and Hong Kong, and worked as a Foreign Exchange Trader at Shanghai Pudong Development Bank in Shanghai. He received his M.B.A. from the University of Maryland and his Bachelor of Economics in Finance from Shanghai University. Sherwood is fluent in Mandarin and speaks conversational Cantonese. Sherwood has been a Portfolio Manager of the Matthews China Dividend Fund since 2014, of the Matthews China Fund since 2022, of the Matthews China Active ETF since its inception in 2022, of the Matthews China Discovery Active ETF and Matthews China Small Companies Fund since 2024.

### Lead Manager

Matthews Emerging Markets Sustainable Future Fund  
Matthews Emerging Markets Sustainable Future Active ETF  
Matthews Emerging Markets Small Companies Fund  
Matthews Emerging Markets Discovery Active ETF

### Lead Manager

Matthews Emerging Markets Equity Fund  
Matthews Emerging Markets Equity Active ETF  
Matthews Emerging Markets ex China Active ETF

### Co-Manager

Matthews Emerging Markets Small Companies Fund  
Matthews Emerging Markets Discovery Active ETF  
Matthews Emerging Markets Sustainable Future Fund  
Matthews Emerging Markets Sustainable Future Active ETF

### Lead Manager

Matthews China Dividend Fund

### Co-Manager

Matthews China Fund  
Matthews China Active ETF  
Matthews China Small Companies Fund  
Matthews China Discovery Active ETF

## HARDY ZHU

---

Hardy Zhu is a Portfolio Manager at Matthews and co-manages the firm's Emerging Markets Small Companies, Emerging Markets Discovery, China, China Small Companies, China Discovery, China Dividend and China A-Share Strategies. Prior to joining the firm in 2011, Hardy was an Equity Analyst with Delaware Investments researching Chinese equities. Before earning his MBA from Duke University in 2007, Hardy was a senior accountant at PNC Global Investment Servicing from 2000 to 2005. Hardy began his career at China National Nonferrous Metals Import & Export Co., one of the largest state-owned international trading companies in China. He received a Master of Accounting degree from the Virginia Polytechnic Institute and State University and a B.S. in Industrial Foreign Trade from Shenyang Polytechnic University in China. Hardy is fluent in Mandarin. Hardy has been a Portfolio Manager of the Matthews Emerging Markets Small Companies Fund, Matthews Emerging Markets Discovery Active ETF, Matthews China Fund, Matthews China Active ETF, Matthews China Small Companies Fund, Matthews China Discovery Active ETF and Matthews China Dividend Fund since 2024.

---

### Co-Manager

Matthews Emerging Markets Small Companies Fund  
Matthews Emerging Markets Discovery Active ETF  
Matthews China Fund  
Matthews China Active ETF  
Matthews China Small Companies Fund  
Matthews China Discovery Active ETF  
Matthews China Dividend Fund

The investment team travels extensively to Asian and emerging market countries to conduct research relating to those markets. The Funds' SAI provides additional information about the Portfolio Managers' compensation, other accounts managed by the Portfolio Managers, and the Portfolio Managers' ownership of securities in each Fund.

## Important Information

### Book Entry

Shares of the Funds are held in book-entry form, which means that no stock certificates are issued. The Depository Trust Company (“DTC”) or its nominee is the record owner of all outstanding Fund shares.

Investors owning shares of the Funds are beneficial owners as shown on the records of DTC or its participants. DTC serves as the securities depository for all Shares. DTC’s participants include securities brokers and dealers, banks, trust companies, clearing corporations, and other institutions that directly or indirectly maintain a custodial relationship with DTC. As a beneficial owner of Fund shares, you are not entitled to receive physical delivery of stock certificates or to have the shares registered in your name, and you are not considered a registered owner of the shares. Therefore, to exercise any right as an owner of Fund shares, you must rely upon the procedures of DTC and its participants. These procedures are the same as those that apply to any other securities that you hold in book-entry or “street name” through your brokerage account.

### Share Market Prices on the Exchange

Market prices of Fund shares on the Exchange may differ from the Fund’s daily NAV. Market forces of supply and demand, economic conditions, and other factors may affect the market prices of Fund shares. To provide additional information regarding the indicative value of Fund shares, the Exchange or a market data vendor disseminates information every 15 seconds through the facilities of the Consolidated Tape Association or other widely disseminated means an updated “intraday indicative value” (“IIV”) for Fund shares as calculated by an information provider or market data vendor. The Funds are not involved in or responsible for any aspect of the calculation or dissemination of the IIVs and make no representation or warranty as to the accuracy of the IIVs. If the calculation of the IIV is based on the basket of Deposit Securities and/or a designated amount of U.S. cash, such IIV may not represent the best possible valuation of a Fund’s portfolio because the basket of Deposit Securities does not necessarily reflect the precise composition of the Fund’s current portfolio at a particular point in time and does not include a reduction for the fees, operating expenses, or transaction costs incurred by the Fund. The IIV should not be viewed as a “real-time” update of the Fund’s NAV because the IIV may not be calculated in the same manner as the NAV, which is computed only once a day, typically at the end of the business day. The IIV is generally determined by using both current market quotations and/or price quotations obtained from broker-dealers that may trade in the Deposit Securities.

### Market Timing Activities

The Funds impose no restrictions on the frequency of purchases and redemptions of Fund shares. In determining not to adopt a policy restricting frequent trading in the Funds, the

Board evaluated the risks of market timing activities by the Funds’ shareholders. Purchases and redemptions by APs, who are the only parties that may purchase or redeem Fund shares directly with the Funds, are an essential part of the ETF process and help keep share market prices in line with NAV. As such, the Funds accommodate frequent purchases and redemptions by APs. However, frequent purchases and redemptions for cash may affect returns, increase portfolio transaction costs and may lead to the realization of capital gains. To minimize these potential consequences of frequent purchases and redemptions, the Funds employ fair value pricing and may impose transaction fees on purchases and redemptions of Creation Units to cover the custodial and other costs incurred by the Funds in effecting purchase/redemption activity.

### Determination of Net Asset Value

NAV is computed once daily as of the close of regular trading on the NYSE, generally 4:00 PM Eastern Time, on each day that the exchange is open for trading. In addition to Saturday and Sunday, the NYSE is closed on the days that the following holidays are observed: New Year’s Day, Martin Luther King, Jr. Day, Washington’s Birthday, Good Friday, Memorial Day, Juneteenth National Independence Day, Independence Day, Labor Day, Thanksgiving and Christmas Day.

The NAV of a Fund is computed by adding the value of all securities and other assets of the Fund, deducting any liabilities of the Fund, and dividing by the total number of outstanding shares of the Fund.

The value of the Funds’ exchange-traded securities is based on market quotations for those securities, or on their fair value determined under the oversight of the Board of Trustees (as described below). Market quotations are provided by pricing services that are independent of the Funds and Matthews. Foreign exchange-traded securities are valued as of the close of trading of the primary exchange on which they trade. Securities that trade in over-the-counter markets, including most debt securities (bonds), may be valued using indicative bid quotations from bond dealers or market makers, or other available market information, or on their fair value as determined by Matthews as the Funds’ valuation designee (as described below). The Funds may also utilize independent pricing services to assist them in determining a current market value for each security based on sources believed to be reliable.

Foreign values of the Funds’ securities are converted to U.S. dollars using exchange rates determined as of 4 p.m. London time and in accordance with the Funds’ Pricing and Valuation Policy and Procedures. The Funds generally use the foreign currency exchange rates deemed to be most appropriate by a foreign currency pricing service that is independent of the Funds and Matthews.

When market quotations are not readily available or are believed by Matthews to be unreliable, a Fund’s investments



are valued at fair value. The Funds value any exchange-traded security for which market quotations are unavailable (*e.g.*, when trading of a security is suspended) or have become unreliable, and any over-the-counter security for which indicative quotes are unavailable, at that security's fair market value. In general, the fair value of such securities is determined, in accordance with the Funds' Pricing and Valuation Policy and Procedures and subject to the Board's oversight, by a pricing service retained by the Funds that is independent of the Funds and Matthews. There may be circumstances in which the Funds' independent pricing service is unable to provide a reliable price of a security.

In addition, when establishing a security's fair value, the independent pricing service may not take into account events that occur after the close of Asian and other foreign markets but prior to the time the Funds calculate their NAVs. Similarly, there may be circumstances in which a foreign currency exchange rate is deemed inappropriate for use by the Funds or multiple appropriate rates exist. In such circumstances, the Board of Trustees has delegated the responsibility of making fair-value determinations to Matthews, the Funds' Valuation Designee, which makes those determinations through its Valuation Committee composed of employees of Matthews (some of whom may also be officers of the Funds). In these circumstances, the Valuation Committee will determine the fair value of a security, or a fair exchange rate, in good faith, in accordance with the Funds' Pricing and Valuation Policy and Procedures and subject to the oversight of the Board. Changes in a Fund's NAV may not track changes in published indices of, or benchmarks for, Asia Pacific and other foreign market securities.

Foreign securities held by the Funds may be traded on days and at times when the NYSE is closed, and the NAVs are therefore not calculated. Accordingly, the NAVs of the Funds may be significantly affected on days when shareholders have no access to the Funds. For valuation purposes, quotations of foreign portfolio securities, other assets and liabilities, and forward contracts stated in foreign currency are translated into U.S. dollar equivalents at the prevailing market rates.

Indian securities in the Funds may be subject to a short-term capital gains tax in India on gains realized upon disposition of securities lots held less than one year. The Funds accrue for this potential expense, which reduces their net asset values. For further information regarding this tax, please see "Taxes" below.

## *Other Shareholder Information*

### **Disclosure of Portfolio Holdings**

A description of the Funds' policies and procedures with respect to the disclosure of the Funds' portfolio securities is available in the Funds' SAI, which is available on the Matthews Asia Funds website at [matthewsasia.com](http://matthewsasia.com).

### **Other Compensation to Intermediaries**

Matthews, out of its own resources and without additional cost to a Fund or its shareholders, may provide additional cash payments or non-cash compensation to intermediaries who

sell shares of the Fund. The level of payments will vary for each particular intermediary. These additional cash payments generally represent some or all of the following: (a) payments to intermediaries to help defray the costs incurred to educate and train personnel about the Fund; (b) marketing support fees for providing assistance in promoting the sale of Fund shares; (c) access to sales meetings, sales representatives and management representatives of the intermediary; and (d) inclusion of the Fund on the sales list, including a preferred or select sales list, or other sales program of the intermediary. A number of factors will be considered in determining the level of payments, including the intermediary's sales, assets and redemption rates, as well as the nature and quality of the intermediary's relationship with Matthews. Aggregate payments may change from year to year and Matthews will, on an annual basis, determine the advisability of continuing these payments. Shareholders who purchase or hold shares through an intermediary may inquire about such payments from that intermediary.

### **Rule 12b-1 Plan**

The Trust maintains an inactive 12b-1 Plan for the Matthews Emerging Markets Discovery Active ETF and the Matthews China Discovery Active ETF (the "Plan"). The Plan authorizes the use of the Funds' assets to compensate parties that provide distribution assistance or shareholder services, including, but not limited to, printing and distributing prospectuses to persons other than shareholders, printing and distributing advertising and sales literature and reports to shareholders used in connection with selling shares of the Funds, and furnishing personnel and communications equipment to service shareholder accounts and prospective shareholder inquiries. Although the Plan currently is not active, it is reviewed by the Board annually in case the Board decides to re-activate the Plan. The Plan would not be re-activated without prior notice to shareholders. If the Plan were reactivated, the fee would be up to 0.25% for each Fund. There is no 12b-1 distribution plan for the other Funds.

### **Distributions**

The Funds generally distribute their net investment income once annually in December. Any net realized gain from the sale of portfolio securities and net realized gains from foreign currency transactions are distributed at least once each year unless they are used to offset losses carried forward from prior years. The Funds will declare and pay income and capital gain distributions in cash. Distributions in cash may be reinvested automatically in additional whole shares of the Funds only if the broker through whom you purchased your shares makes such option available. Your broker is responsible for distributing the income and capital gain distributions to you. Distributions are treated the same for tax purposes whether received in cash or reinvested. If you buy shares when a Fund has realized but not yet distributed ordinary income or capital gains, you will be "buying a dividend" by paying the full price of the shares and then receiving a portion of the price back in the form of a taxable dividend.

### **Taxes**

This section summarizes certain income tax considerations that may affect your investment in the Funds. You are urged

to consult your tax advisor regarding the tax effects to you of an investment in the Funds based on your individual tax situation. The tax consequences of an investment in the Funds depend on the type of account that you have and your particular tax circumstances. Distributions are subject to federal income tax and may also be subject to state and local income taxes. The Funds intend to make distributions that may be taxed as ordinary income and capital gains (which may be taxable at different rates depending on the length of time the Funds hold their assets). Distributions are generally taxable when they are paid, whether in cash or by reinvestment. Distributions declared in October, November or December and paid the following January are taxable as if they were paid on December 31.

Part of a distribution may include realized capital gains, which may be taxed at different rates depending on how long a Fund has held specific securities.

In mid-February, if applicable, you will be sent a Form 1099-DIV or other Internal Revenue Service (“IRS”) forms, as required, indicating the tax status of any distributions made to you. This information will be reported to the IRS. If the total distributions you received for the year are less than \$10, you may not receive a Form 1099-DIV. Please note retirement account shareholders will not receive a Form 1099-DIV.

Speak with your tax advisor concerning state and local tax laws, which may produce different consequences than those under federal income tax laws.

In addition, the Funds may be subject to short-term capital gains tax in India on gains realized upon disposition of Indian securities held less than one year. The tax is computed on net realized gains; any realized losses in excess of gains may be carried forward for a period of up to eight years to offset future gains. Any net taxes payable must be remitted to the Indian government prior to repatriation of sales proceeds. The Funds accrue a deferred tax liability for net unrealized short-term gains in excess of available carryforwards on Indian securities. This accrual may reduce a Fund’s net asset value.

You should read the tax information in the Statement of Additional Information, which supplements the information above and is a part of this prospectus. The Funds do not expect to request an opinion of counsel or rulings from the IRS regarding their tax status or the tax consequences to investors in the Funds

#### **Taxes on Purchases and Redemptions of Creation Units**

An AP having the U.S. dollar as its functional currency for U.S. federal income tax purposes who exchanges securities for Creation Units generally recognizes a gain or a loss. The gain or loss will be equal to the difference between the value of the Creation Units at the time of the exchange and the exchanging AP’s aggregate basis in the securities delivered plus the amount of any cash paid for the Creation Units. An AP who exchanges Creation Units for securities will generally recognize a gain or loss equal to the difference between the exchanging AP’s basis in the Creation Units and the aggregate U.S. dollar market value of the securities received, plus any

cash received for such Creation Units. The IRS may assert, however, that a loss that is realized upon an exchange of securities for Creation Units may not be currently deducted under the rules governing “wash sales” (for an AP who does not mark-to-market their holdings), or on the basis that there has been no significant change in economic position. Persons exchanging securities should consult their own tax advisor with respect to whether wash sale rules apply and when a loss might be deductible.

Any capital gain or loss realized upon redemption of Creation Units is generally treated as long-term capital gain or loss if Shares comprising the Creation Units have been held for more than one year and as a short-term capital gain or loss if such Shares have been held for one year or less. The Funds may include a payment of cash in addition to, or in place of, the delivery of a basket of securities upon the redemption of Creation Units. The Funds may sell portfolio securities to obtain the cash needed to distribute redemption proceeds. This may cause a Fund to recognize investment income and/or capital gains or losses that it might not have recognized if it had completely satisfied the redemption in-kind. As a result, a Fund may be less tax efficient if it includes such a cash payment in the proceeds paid upon the redemption of Creation Units.

#### **Distributor**

Foreside Funds Distributors LLC (the “Distributor”) is a broker-dealer registered with the U.S. Securities and Exchange Commission and a member of the Financial Industry Regulatory Authority, Inc. (“FINRA”). The Distributor distributes Creation Units for the Fund on an agency basis and does not maintain a secondary market in Fund shares. The Distributor has no role in determining the policies of the Funds or the securities that are purchased or sold by the Funds. The Distributor’s principal address is Three Canal Plaza, Suite 100, Portland, ME 04101.

#### **Premium/Discount Information**

Information regarding how often Shares traded on the Exchange at a price above (*i.e.*, at a premium) or below (*i.e.*, at a discount) the NAV per Share is available, free of charge, on the Fund’s website at [matthewsasia.com](http://matthewsasia.com).

#### **Additional Notices**

Shares of the Funds are not sponsored, endorsed, or promoted by the Exchange. The Exchange is not responsible for, nor has it participated in the determination of, the timing, prices, or quantities of Fund shares to be issued, nor in the determination or calculation of the equation by which Fund shares are redeemable. The Exchange has no obligation or liability to owners of Fund shares in connection with the administration, marketing, or trading of those shares.

Without limiting any of the foregoing, in no event shall the Exchange have any liability for any lost profits or indirect, punitive, special, or consequential damages even if notified of the possibility thereof.

# Index Definitions

It is not possible to invest directly in an index. The performance of foreign indices may be based on different exchange rates than those used by a Fund and, unlike the Fund's NAV, is not adjusted to reflect fair value at the close of regular trading on the NYSE (generally 4:00 PM Eastern Time) on each day that the exchange is open for trading.

The MSCI Emerging Markets Index is a free float-adjusted market capitalization-weighted index of the stock markets of Argentina, Brazil, Chile, China, Colombia, Czech Republic, Egypt, Greece, Hungary, India, Indonesia, Kuwait, Malaysia, Mexico, Pakistan, Peru, Philippines, Poland, Qatar, Russia, Saudi Arabia, South Africa, South Korea, Taiwan, Thailand, Turkey and United Arab Emirates.

The MSCI Emerging Markets ex China Index is a free float-adjusted market capitalization-weighted index that captures large and mid cap representation across 23 of the 24 Emerging Markets (EM) countries excluding China: Brazil, Chile, Colombia, Czech Republic, Egypt, Greece, Hungary, India, Indonesia, Korea, Kuwait, Malaysia, Mexico, Peru, Philippines, Poland, Qatar, Saudi Arabia, South Africa, Taiwan, Thailand, Turkey and United Arab Emirates.

The MSCI All Country Asia ex Japan Index is a free float-adjusted market capitalization-weighted index of the stock markets of China, Hong Kong, India, Indonesia, Malaysia, Pakistan, Philippines, Singapore, South Korea, Taiwan and Thailand.

The MSCI All Country Asia Pacific Index is a free float-adjusted market capitalization-weighted index of the stock markets of Australia, China, Hong Kong, India, Indonesia, Japan, Malaysia, New Zealand, Pakistan, Philippines, Singapore, South Korea, Taiwan and Thailand.

The MSCI China Index is a free float-adjusted market capitalization-weighted index of Chinese equities that includes H shares listed on the Hong Kong exchange, B shares listed on the Shanghai and Shenzhen ex-exchanges, and Hong Kong-listed securities known as Red Chips (issued by entities owned by national or local governments in China) and P Chips (issued by companies controlled by individuals in China and deriving substantial revenues in China), and foreign listings (e.g., ADRs).

The MSCI China All Shares Index captures large and mid-cap representation across China A shares, B shares, H shares, Red Chips (issued by entities owned by national or local governments in China), P Chips (issued by companies controlled by individuals in China and deriving substantial revenues in China), and foreign listings (e.g., ADRs). The index aims to reflect the opportunity set of China share classes listed in Hong Kong, Shanghai, Shenzhen and outside of China.

The S&P Bombay Stock Exchange 100 Index is a free float-adjusted market capitalization-weighted index of 100 stocks listed on the Bombay Stock Exchange.

The MSCI India Index is a free float-adjusted market capitalization-weighted index of Indian equities listed in India.

The MSCI Japan Index is a free float-adjusted market capitalization-weighted index of Japanese equities listed in Japan

The MSCI Korea 25/50 Index is a free float-adjusted market capitalization-weighted index designed to measure the performance of large and mid capitalization segments of the equity market in Korea.

The Korea Composite Stock Price Index (KOSPI) is a market capitalization-weighted index of all common stocks listed on the Korea Stock Exchange.



## Fund Information:

| Fund  | Symbol | CUSIP     |
|---|--------|-----------|
| Matthews Emerging Markets Equity Active ETF             | MEM    | 577125818 |
| Matthews Emerging Markets ex China Active ETF           | MEMX   | 577125792 |
| Matthews Emerging Markets Sustainable Future Active ETF | EMSF   | 577130628 |
| Matthews Emerging Markets Discovery Active ETF          | MEMS   | 577125743 |
| Matthews Asia Innovators Active ETF                     | MINV   | 577125826 |
| Matthews Pacific Tiger Active ETF                       | ASIA   | 577130578 |
| Matthews China Active ETF                               | MCH    | 577125834 |
| Matthews China Discovery Active ETF                     | MCHS   | 577125735 |
| Matthews India Active ETF                               | INDE   | 577130610 |
| Matthews Japan Active ETF                               | JPAN   | 577130594 |
| Matthews Korea Active ETF                               | MKOR   | 577125784 |
| Matthews Asia Dividend Active ETF                       | ADVE   | 577130586 |

## Investment Advisor

Matthews International Capital Management, LLC

## Administrator, Transfer Agent and Custodian

BNY Mellon  
240 Greenwich St.  
New York, NY 10007

For additional information about Matthews Asia Funds:

[matthewsasiasia.com](http://matthewsasiasia.com)

833.228.5605

Matthews Asia Funds  
Three Canal Plaza, Suite 100  
Portland, ME 04101

## Shareholder Reports

Additional information about the Funds' investments will be available in the Funds' annual reports (audited by independent accountants) and semi-annual reports. These reports will contain a discussion of the market conditions and investment strategies that significantly affected each Fund's performance during its reporting period. To reduce the Funds' expenses, we try to identify related shareholders in a household and send only one copy of the Funds' prospectus and annual and semi-annual reports to that address. This process, called "householding," will continue indefinitely unless you instruct us otherwise. At any time you may view the Funds' current prospectus and annual and semi-annual reports, free of charge, on the Funds' website at [matthewsasiasia.com](http://matthewsasiasia.com). The Funds' current prospectus and annual and semi-annual reports are also available to you, without charge, upon request.

## Statement of Additional Information (SAI)

The SAI, which is incorporated into this prospectus by reference and dated April 29, 2024, is available to you, without charge, upon request or through the Fund's website at [matthewsasiasia.com](http://matthewsasiasia.com). It contains additional information about the Funds.

## HOW TO OBTAIN ADDITIONAL INFORMATION

### Contacting Matthews Asia Funds

You can obtain free copies of the publications described above by visiting the Fund's website at [matthewsasiasia.com](http://matthewsasiasia.com). To request the SAI, the Fund's annual and semi-annual reports and other information about the Fund or to make shareholder inquiries, contact the Fund at:

Matthews Asia Funds  
Three Canal Plaza,  
Suite 100  
Portland, ME 04101  
833.228.5605

### Obtaining Information from the SEC

Reports and other information about the Fund are available on the EDGAR Database on the SEC's Internet site at <http://www.sec.gov>, and copies of this information may be obtained, after paying a duplication fee, by electronic request at the following E-mail address: [publicinfo@sec.gov](mailto:publicinfo@sec.gov).



# Matthews Asia

Three Canal Plaza, Suite 100 | Portland, ME 04101 | [matthewsasiasia.com](http://matthewsasiasia.com) | 833.228.5605

ETFPS-0424

Investment Company Act File Number: 811-08510